



**TOWNSHIP OF WEST LINCOLN  
CORPORATE SERVICES COMMITTEE  
AGENDA**

**MEETING NO. SIX**

**Monday, September 15, 2025, 7:30 p.m.**

**Township Administration Building**

**318 Canborough Street, Smithville, Ontario**

**NOTE TO MEMBERS OF THE PUBLIC:** All Cell Phones, Pagers and/or PDAs to be turned off. Members of the public who are attending and participating virtually are reminded to keep their microphones muted until they are acknowledged to speak. Additionally, for your information, please be advised that this meeting will be livestreamed as well as recorded and will be available on the Township's website.

---

**Pages**

**1. CHAIR - Councillor Shelley Bradaric**

Prior to commencing with the Corporate Services Committee meeting agenda, Chair Bradaric will note the following:

1. Comments can be made from members of the public for a matter that is on the agenda by advising the Chair during the "Request to Address an Item on the Agenda" Section of the agenda.
2. The public may submit written comments for matters that are on the agenda to [jpaylove@westlincoln.ca](mailto:jpaylove@westlincoln.ca) before 4:30 p.m. on the day of the meeting for consideration by the Committee. Comments received after 4:30 p.m. on the day of the Committee meeting will be considered at the following Council meeting. Comments submitted are included in the record.
3. This meeting will be livestreamed as well as recorded and available on the Township's website.

**2. DISCLOSURE OF PECUNIARY INTEREST AND/OR CONFLICT OF INTEREST**

**3. CONFIDENTIAL MATTERS**

**RECOMMENDATION:**

That, the next portion of this meeting be closed to the public to consider the following pursuant to Section 239(2) of the Municipal Act 2001:

3.1 Manager, Legislative Services/Clerk (Justin Paylove)

Re: Citizen Appointments on Boards and Committees - Heritage Committee

**APPLICATION PROVIDED UNDER SEPARATE COVER**

Applicable closed session exemption(s):

- Personal matters about an identifiable individual, including municipal or local board employee(s).

3.2 Manager, Legislative Services/Clerk (Justin Paylove)

Re: Citizen Appointments on Boards and Committees - Mayor's Youth Advisory Committee

**APPLICATION PROVIDED UNDER SEPARATE COVER**

Applicable closed session exemption(s):

- Personal matters about an identifiable individual, including municipal or local board employee(s).

3.3 Director, Legal and Legislative Services (Jessica Dyson)

Re: Legal Update regarding By-law and By-law services

Applicable closed session exemption(s):

- Personal matters about an identifiable individual, including municipal or local board employee(s); and,
- Advice subject to Solicitor-Client privilege; and,
- Litigation or potential litigation including matters before administrative tribunals, affecting the municipality or local board.

3.4 Director, Corporate Services/Treasurer (Katelyn Repovs)

Re: IT Security Plan and Update

Applicable closed session exemption(s):

- Security of the property of the municipality (or local board)

**3.1 Manager of Legislative Services/Clerk (Justin Paylove)**

Re: Citizen Appointments on Boards and Committees - Heritage Committee

**3.2 Manager of Legislative Services/Clerk Justin Paylove**

Re: Citizen Appointments on Boards and Committees - Mayor's Youth Advisory Committee

**3.3 Director, Legal and Legislative Services (Jessica Dyson)**

Re: Legal Update regarding By-law and By-law services

**3.4 Director, Corporate Services/Treasurer (Katelyn Repovs)**

Re: IT Security Plan and Update

**4. DISCLOSURE OF CONFIDENTIAL MATTERS**

**5. LAND ACKNOWLEDGEMENT STATEMENT**

The Township of West Lincoln, being part of Niagara Region is situated on treaty land. This land is steeped in the rich history of the First Nations such as the Hatiwendaronk, the Haudenosaunee, and the Anishinaabe, including the Mississaugas of the Credit First Nation. There are many First Nations, Métis, and Inuit from across Turtle Island that live and work in Niagara today. The Township of West Lincoln, as part of the Regional Municipality of Niagara, stands with all Indigenous people, past and present, in promoting the wise stewardship of the lands on which we live.

6. **CHANGE IN ORDER OF ITEMS ON AGENDA**

7. **APPOINTMENTS**

There are no appointments/presentations.

8. **REQUEST TO ADDRESS ITEMS ON THE AGENDA**

**NOTE: Procedural By-law Section 10.13(5) – General Rules**

One (1) hour in total shall be allocated for this section of the agenda and each individual person shall only be provided with **five (5) minutes** to address their issue (some exceptions apply). A response may not be provided and the matter may be referred to staff.

Chair to inquire if there are any members of the public present who wish to address any items on the Corporate Services Committee agenda.

9. **COMMUNICATIONS**

9.1 **ITEM CS47-25**

Niagara Transit  
Re: 2025 Q2 statistics

5

**RECOMMENDATION:**

1. That, the correspondence received from Niagara Transit, dated September 3, 2025; be received for information.

9.2 **ITEM CS48-25**

Mayor's Youth Advisory Committee  
Re: Resignation from the Mayor's Youth Advisory Committee

**RECOMMENDATION:**

1. That, the notice received on September 4, 2025 from Tamas Hunter, of the Mayor's Youth Advisory Committee be received, with regrets and;
2. That, By-law 2023-03 being a By-law for appointments to the Mayor's Youth Advisory Committee, be amended to remove Tamas Hunter from Schedule "C".

10. **STAFF REPORTS**

10.1 **ITEM CS49-25**

Director, Corporate Services/CFO, (Katelyn Repovs)  
Re: Information Report T-14-2025 - 2026 Budget Survey Results

28

**RECOMMENDATION:**

1. That, Information Report T-14-2025, regarding the "2026

Budget Survey Results” dated September 15, 2025, be received.

- 10.2 ITEM CS50-25** 59  
Director, Corporate Services/CFO (Katelyn Repovs)  
Re: Information Report T-13-2025 - Quarter 2 Financial Update

**RECOMMENDATION:**

1. That, Information Report T-13-2025, titled “Quarter 2 Financial Update”, dated September 15, 2025, be received.

- 10.3 ITEM CS51-25** 67  
Director, Corporate Services/CFO (Katelyn Repovs)  
Re: Recommendation Report T-15-2025 - Update to 2026 Budget Process and Schedule

**RECOMMENDATION:**

1. That, Recommendation Report T-15-2025, titled “Update to 2026 Budget Process and Schedule”, dated September 15, 2025, be received; and,
2. That, Council adopts the proposed 2026 Budget Timeline outlined as Option “\_” within this Report.

**11. OTHER BUSINESS**

- 11.1 ITEM CS52-25**  
Councillor Rehner  
Re: Library Fund transfer

**RECOMMENDATION:**

1. That, Administration be directed to provide \$11,000 to the West Lincoln Library Board, for the purposes of ensuring all Public Libraries in West Lincoln can be open full time for the remainder of the 2025 calendar year.

- 11.2 ITEM CS53-25**  
Members of Committee  
Re: Verbal Updates from Members of Boards and Committees - If required

- 11.3 ITEM CS54-25**  
Members of Council  
Re: Other Business Items of an Informative Nature

**12. NEW BUSINESS**

**NOTE:** Only for items that require immediate attention/direction and must first approve a motion to introduce a new item of business. (Motion Required)

**13. ADJOURNMENT**

The Chair declared the meeting adjourned at the hour of [time]

September 2, 2025

Mayor and Council  
Township of West Lincoln  
318 Canborough St  
Smithville, ON  
L0R 2A0

Dear Mayor Ganann and Council,

I am pleased to provide the 2025 Q2 statistics from our commingled services. We provide this data to our Board, Regional Council, and local municipalities on an ongoing basis. Building on the outcomes and observations reported in Q1, this update highlights ridership trends, operational insights, and service developments specific to the second quarter of 2025.

During Q2 2025, the commingled service provided a total of 65,171 trips. This represents a 3% increase compared to the 2023 baseline data, though a 12.7% decrease relative to the same period in 2024. In comparison to Q1 2025, which realized a total of 70,856 trips, Q2 serviced approximately 435 fewer trips per week on average. While seasonality may be a factor, the presence of user trip denials suggests the demand exists.

Specialized transit ridership totaled 11,039 trips, representing a 4% increase over the RFP baseline and a 19.4% decrease compared to Q2 2024. However, due to the comingled integrated service, registered specialized customers were able to book 2,581 local microtransit trips reflecting an increase in accessibility. Microtransit accounted for 51,551 trips, excluding the 2,581 provided to registered specialized transit users. Combined there were a total of 54,132 microtransit trips booked which represents a 2% increase over the RFP data and an 11% reduction compared to Q2 2024. In comparison to Q1 2025, which realized a 9.3% growth over the RFP data, Q2 only realized a 2% growth over the RFP data.

For further information, please see the [full report](#) presented at the August 26, 2025 meeting of the Niagara Transit Commission.

Thank you for your ongoing support of transit. Together we're continuing to create a truly connected, barrier free Niagara.

Sincerely,



Carla Stout  
General Manager, Niagara Transit

# Overall NT+ Service Metrics - 2025 (Q2)

Number of Passengers

89,414

Number of Trips

79,887

Number of Accessible Trips

12,988

Number of Micro Trips with an Accessibility Device

928

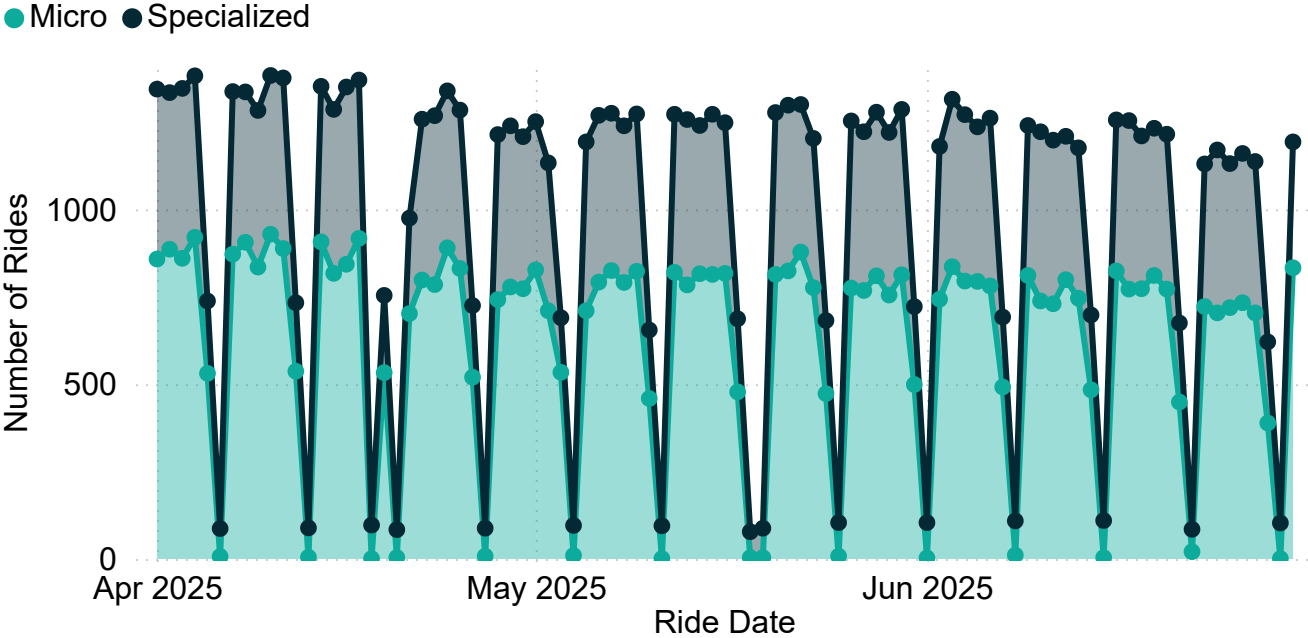
Average Direct Distance (km)

9.51

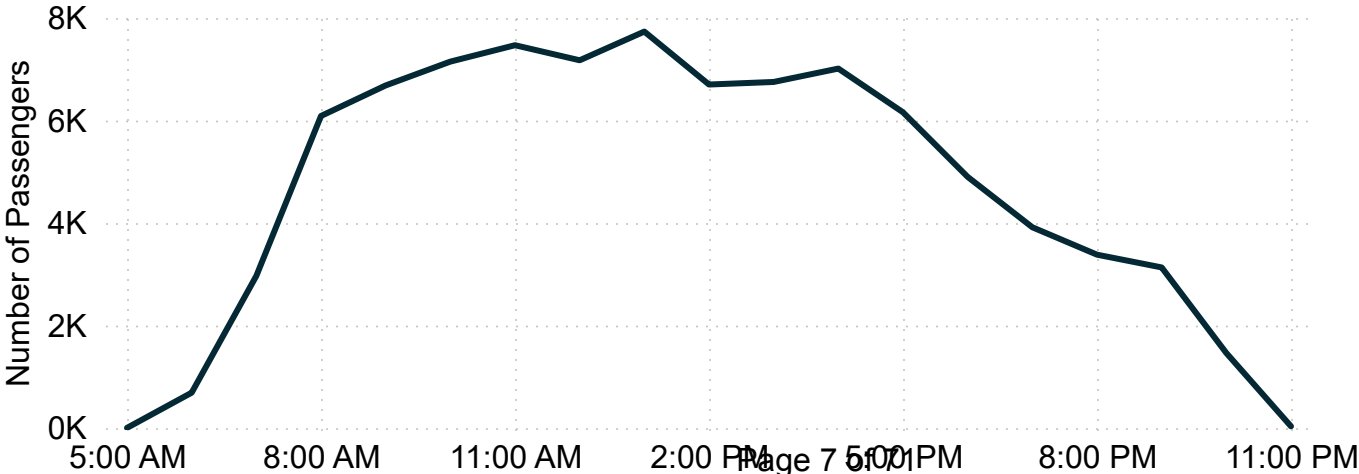
Average Time On-Board (min)

17.97

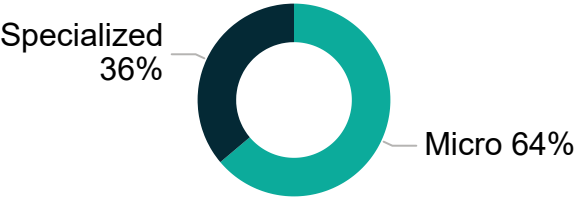
## Daily Ridership



## Peak Hours



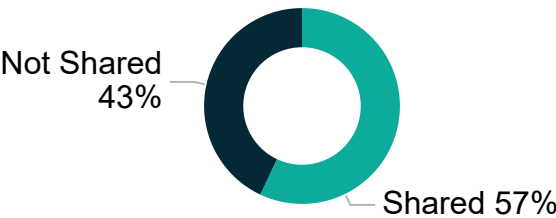
## Service Type



## Trip Type



## Trip Utilization



Booking Method	Day Of	Pre-Booked	Total
Agent	3081	13874	16955
App	29510	29501	59011
Subscription		3921	3921
Total	32591	47296	79887

# Overall NT+ In-House Service Metrics - 2025 (Q2)

Number of Passengers

21,237

Number of Trips

18,023

Number of Accessible Trips

7,304

Number of Micro Trips with an Accessibility Device

68

Average Direct Distance (km)

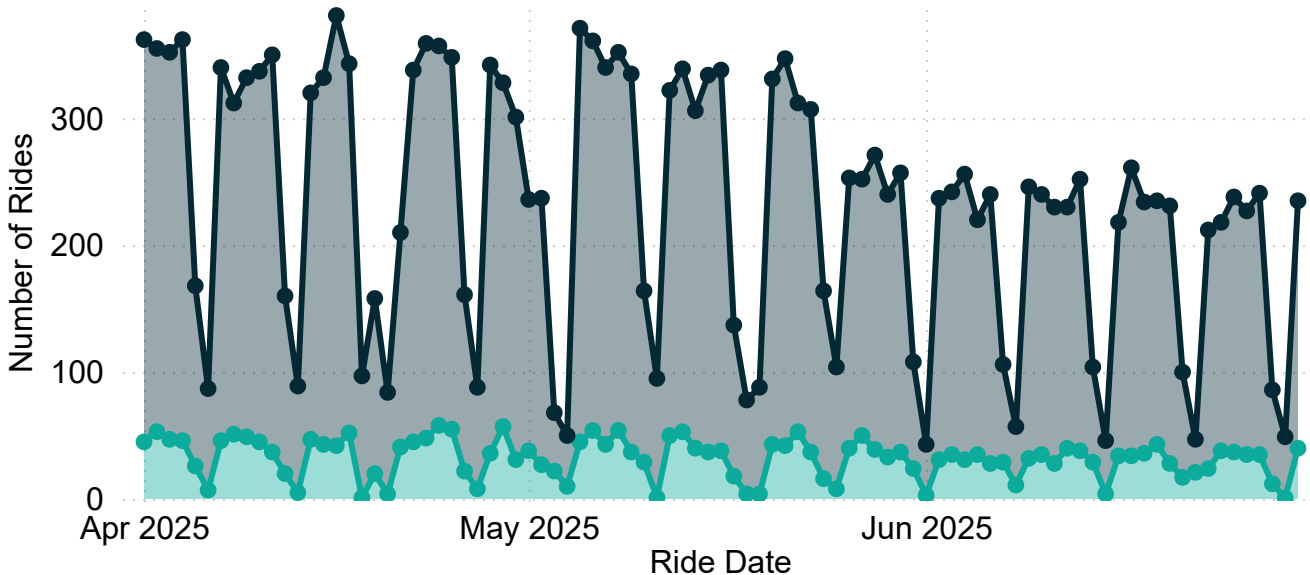
5.12

Average Time On-Board (min)

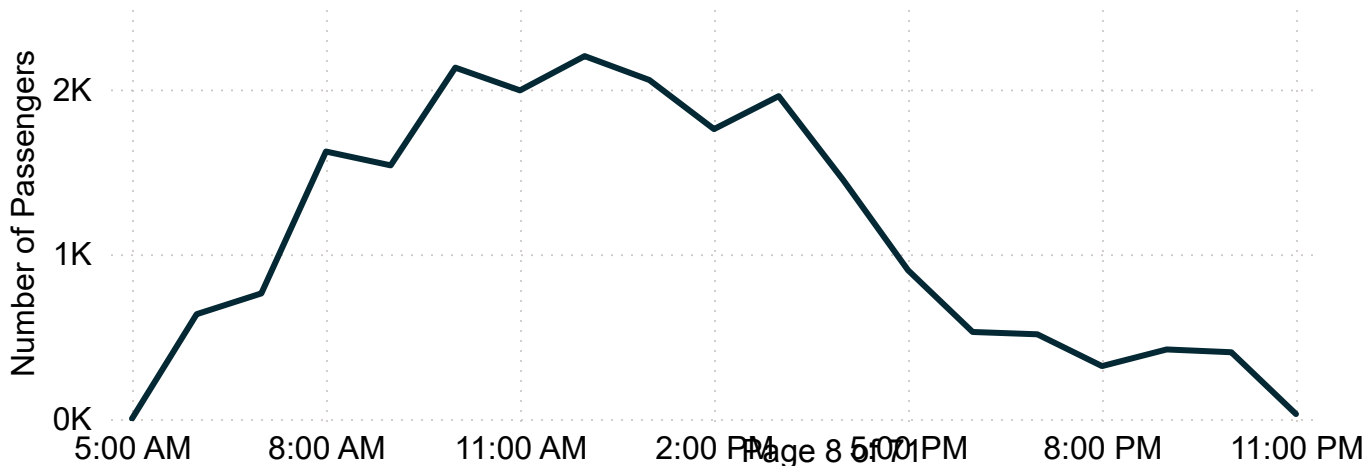
17.67

## Daily Ridership

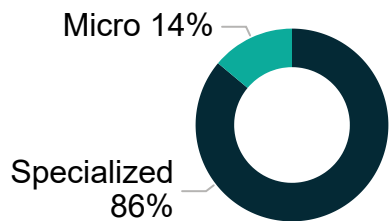
● Micro ● Specialized



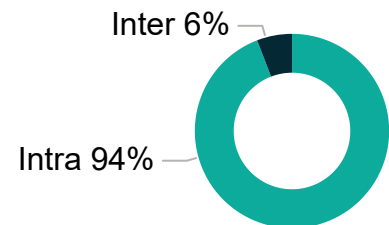
## Peak Hours



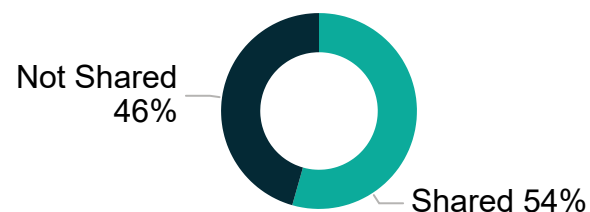
## Service Type



## Trip Type



## Trip Utilization



Booking Method	Day Of	Pre-Booked	Total
Agent	1005	7719	8724
App	2596	6138	8734
Subscription		565	565
Total	3601	14422	18023



# Overall NT+ In-House 2025 (Q2) Service Metrics - Niagara Falls

Number of Passengers

3,816

Number of Trips

3,311

Number of Accessible Trips

1,180

Number of Micro Trips with an Accessibility Device

(Blank)

Average Direct Distance (km)

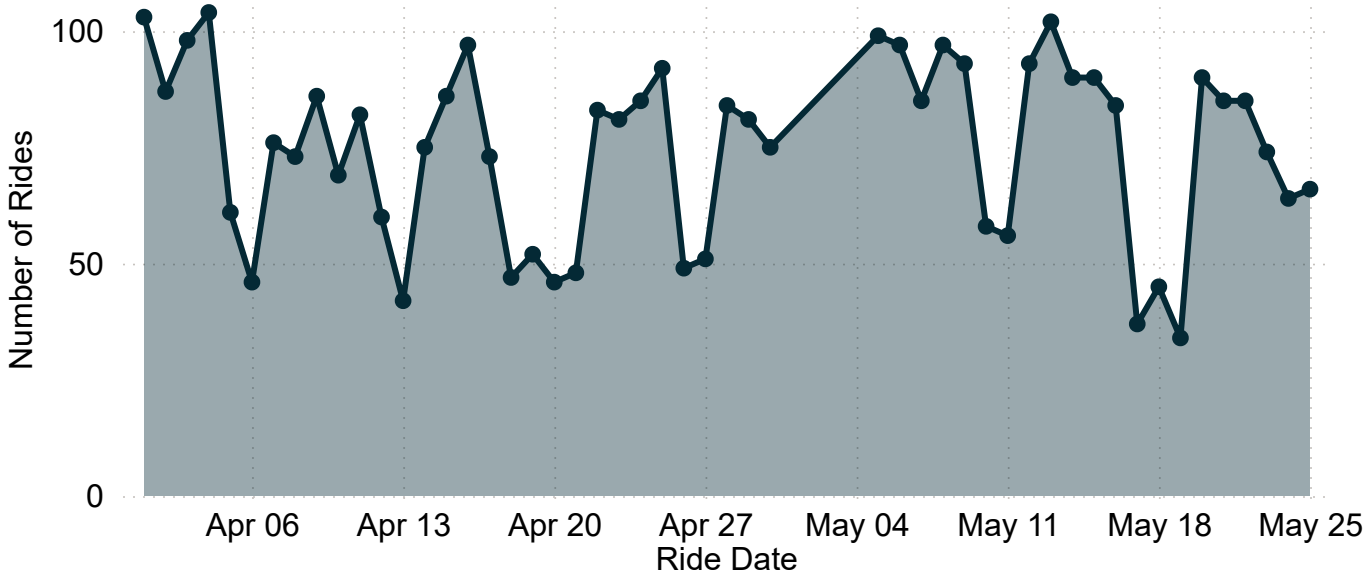
5.07

Average Time On-Board (min)

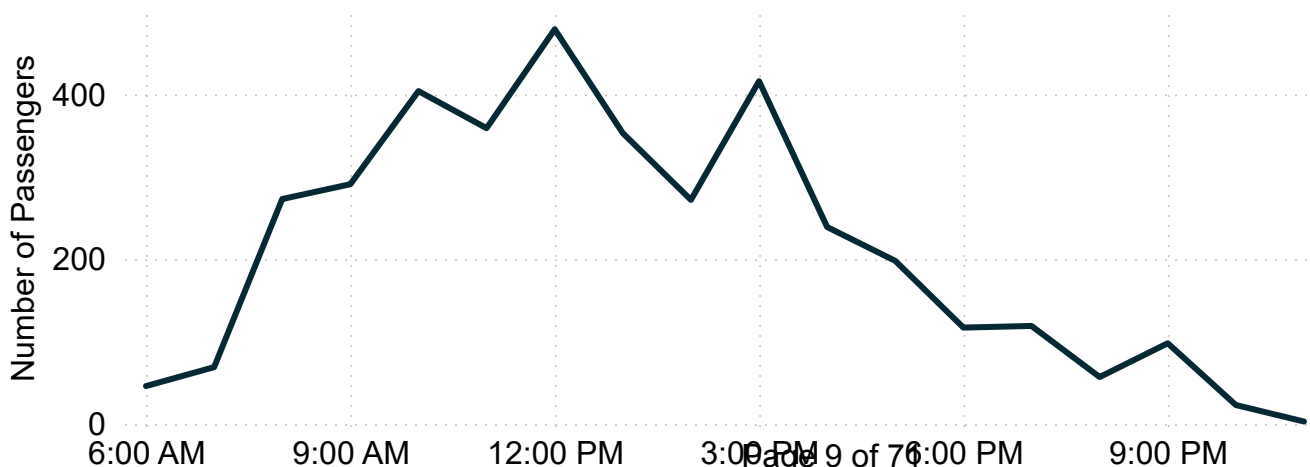
17.65

## Daily Ridership

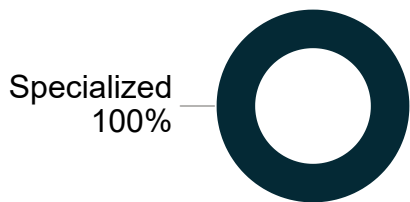
● Specialized



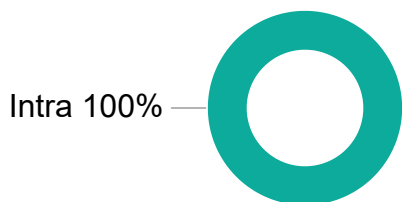
## Peak Hours



## Service Type



## Trip Type



## Trip Utilization



Booking Method	Day Of	Pre-Booked	Total
Agent	281	1534	1815
App	344	587	931
Subscription		565	565
Total	625	2686	3311

# Overall NT+ In-House 2025 (Q2) Service Metrics - St. Catharines

Number of Passengers

9,640

Number of Trips

7,795

Number of Accessible Trips

3,515

Number of Micro Trips with an Accessibility Device

3

Average Direct Distance (km)

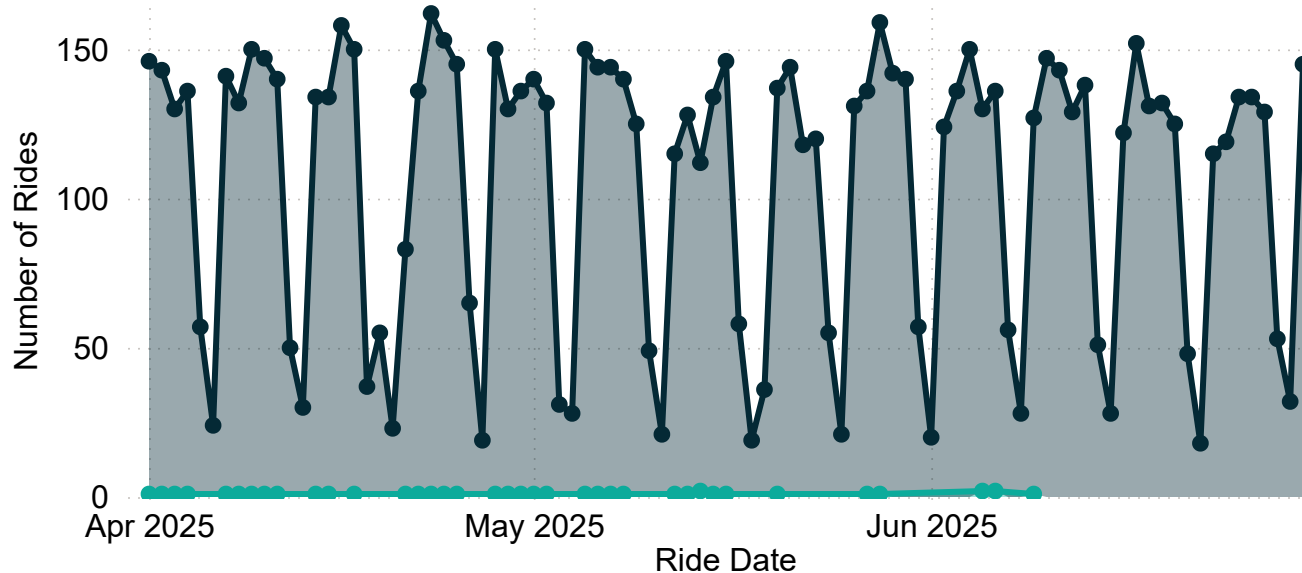
5.10

Average Time On-Board (min)

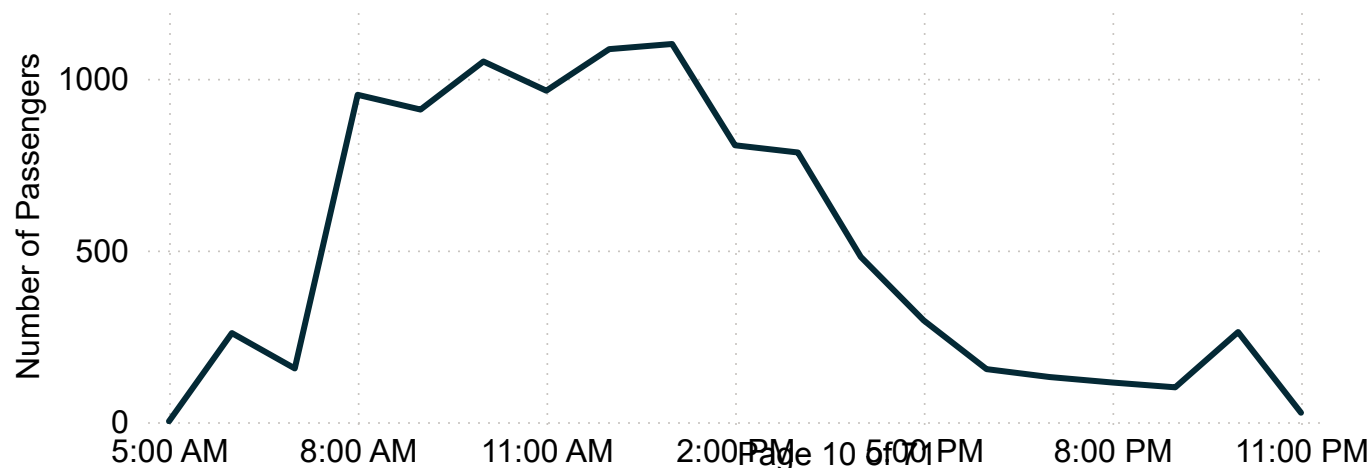
18.77

## Daily Ridership

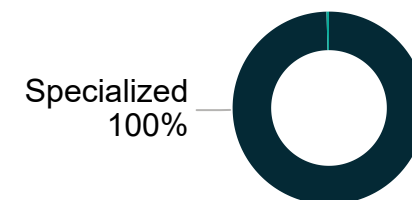
● Micro ● Specialized



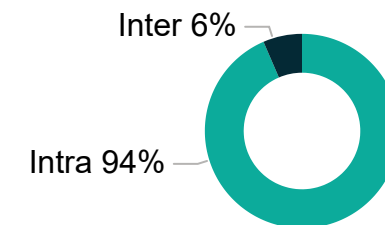
## Peak Hours



## Service Type



## Trip Type



## Trip Utilization



Booking Method	Day Of	Pre-Booked	Total
Agent	444	3555	3999
App	554	3242	3796
Total	998	6797	7795

# Overall NT+ In-House 2025 (Q2) Service Metrics - Thorold

Number of Passengers

649

Number of Trips

599

Number of Accessible  
Trips

399

Number of Micro Trips with  
an Accessibility Device

(Blank)

Average Direct Distance  
(km)

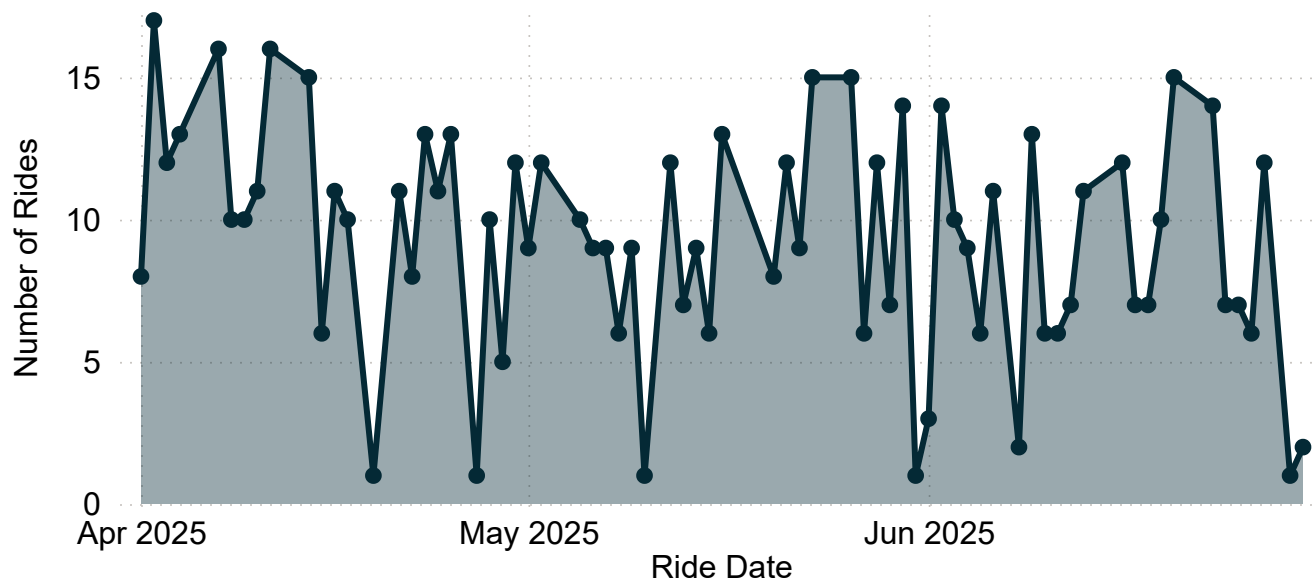
8.06

Average Time On-Board  
(min)

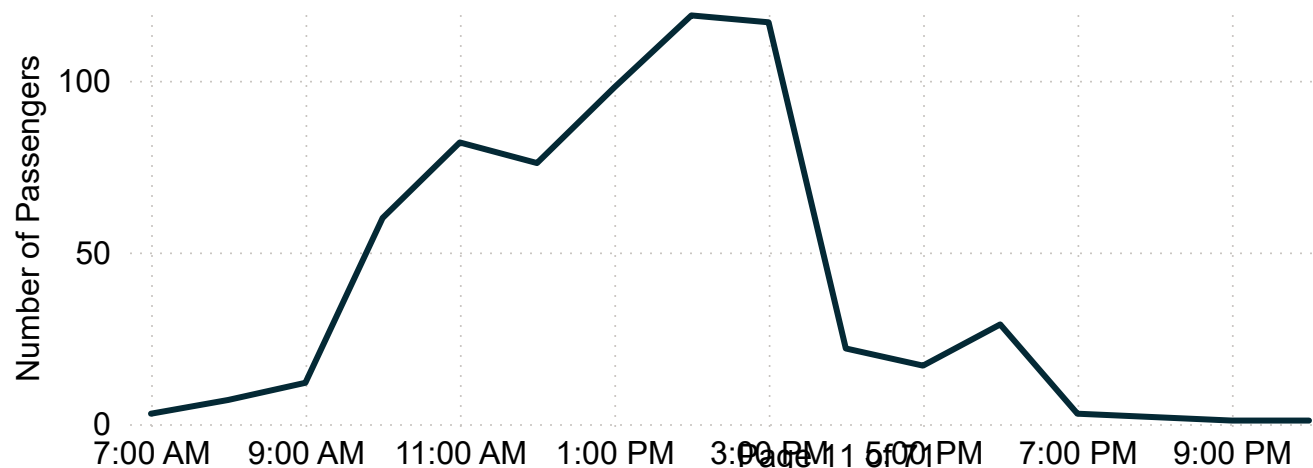
22.29

## Daily Ridership

● Specialized



## Peak Hours



## Service Type

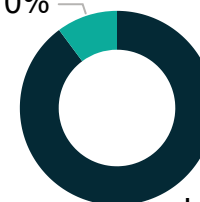
Specialized  
100%



## Trip Type

Intra 10%

Inter 90%



## Trip Utilization

Not Shared  
46%

Shared 54%



Booking Method	Day Of	Pre-Booked	Total
Agent	18	178	196
App	37	366	403
Total	55	544	599

# Overall NT+ In-House 2025 (Q2) Service Metrics - Welland

Number of Passengers

7,116

Number of Trips

6,309

Number of Accessible Trips

2,206

Number of Micro Trips with an Accessibility Device

65

Average Direct Distance (km)

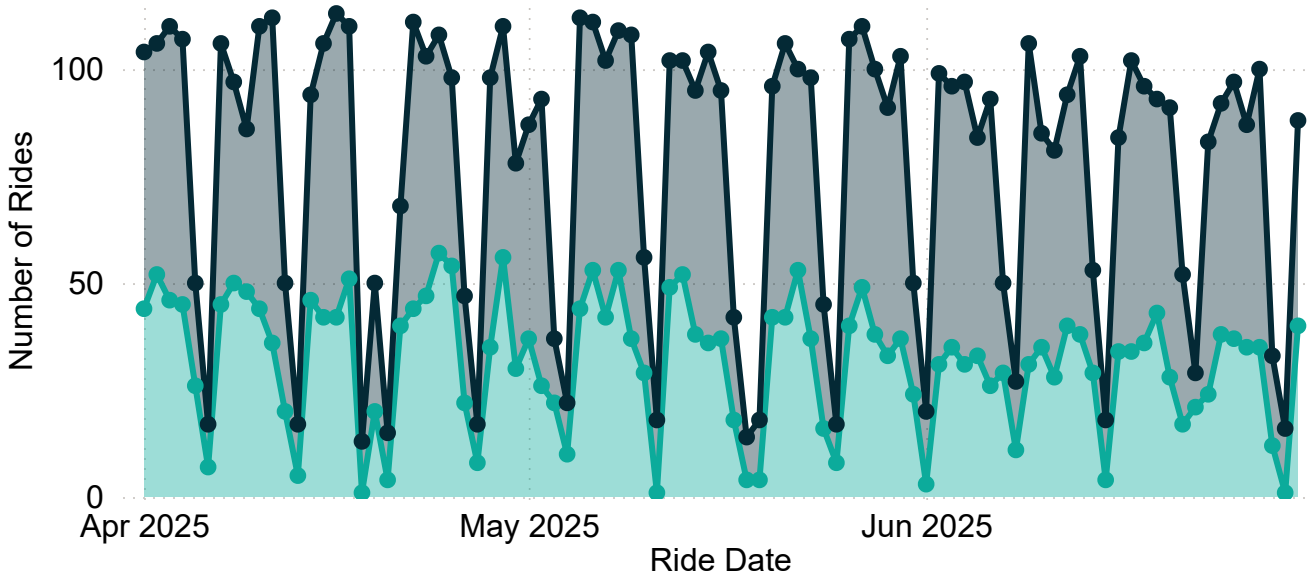
4.88

Average Time On-Board (min)

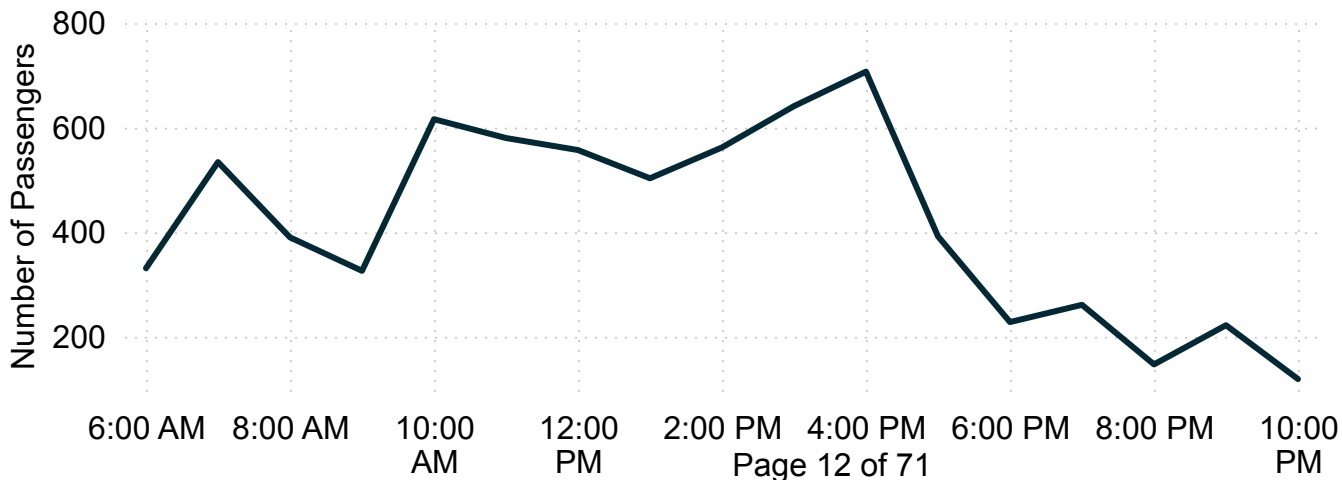
15.86

## Daily Ridership

● Micro ● Specialized



## Peak Hours



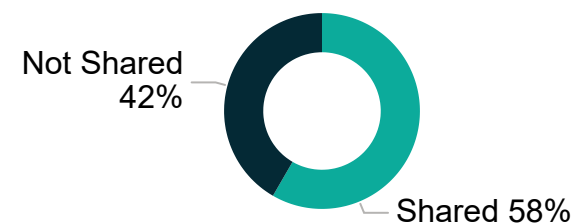
## Service Type



## Trip Type



## Trip Utilization



Booking Method	Day Of	Pre-Booked	Total
Agent	262	2449	2711
App	1661	1937	3598
Total	1923	4386	6309

# Overall NT+ (Contract) Voyago Service Metrics - 2025 (Q2)

Number of Passengers

65,171

Number of Trips

59,223

Number of Accessible Trips

4,766

Number of Micro Trips with an Accessibility Device

860

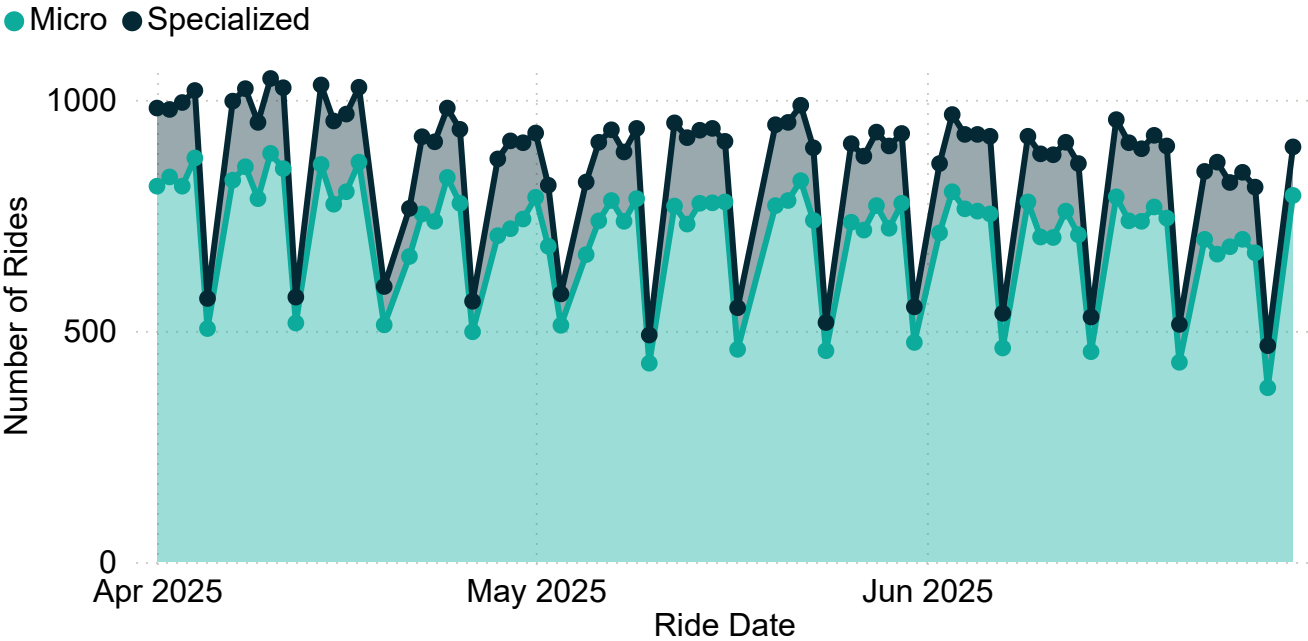
Average Direct Distance (km)

11.06

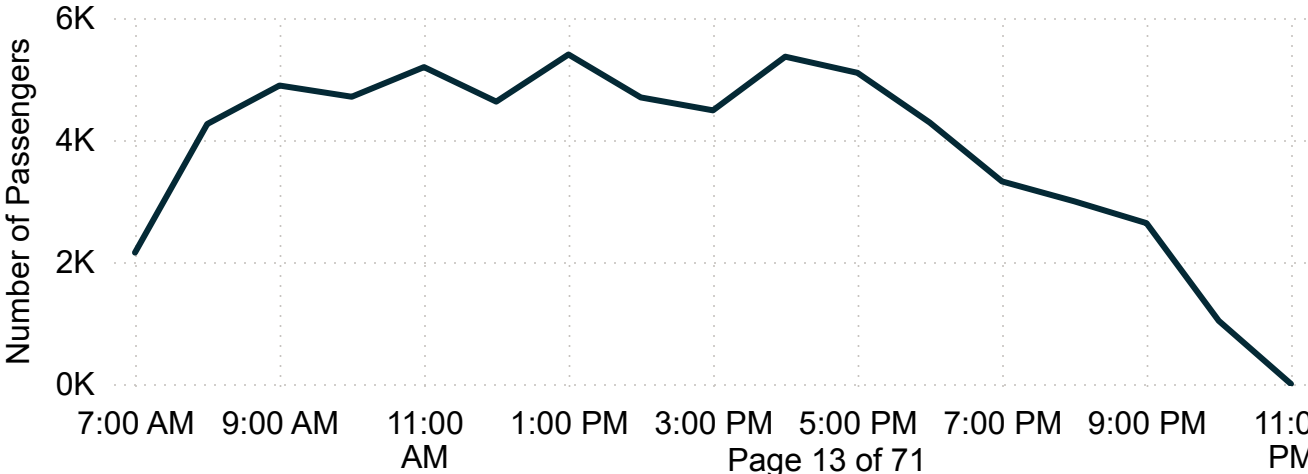
Average Time On-Board (min)

18.13

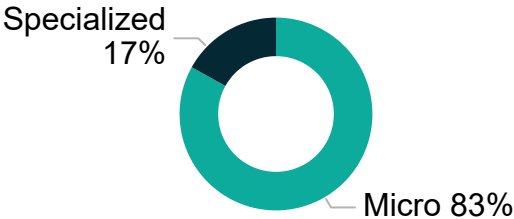
Daily Ridership



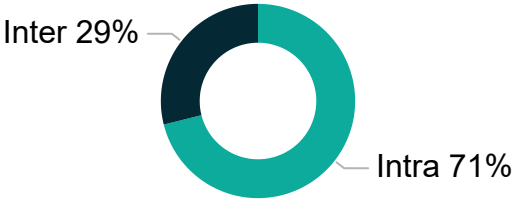
Peak Hours



Service Type



Trip Type



Trip Utilization



Booking Method	Day Of	Pre-Booked	Total
Agent	1775	4988	6763
App	26558	22960	49518
Subscription		2942	2942
Total	28333	30890	59223

# NT+ (Contract) Voyago 2025 (Q2) Service Metrics - Fort Erie

Number of Passengers

24,406

Number of Trips

21,314

Number of Accessible Trips

1,042

Number of Micro Trips with an Accessibility Device

409

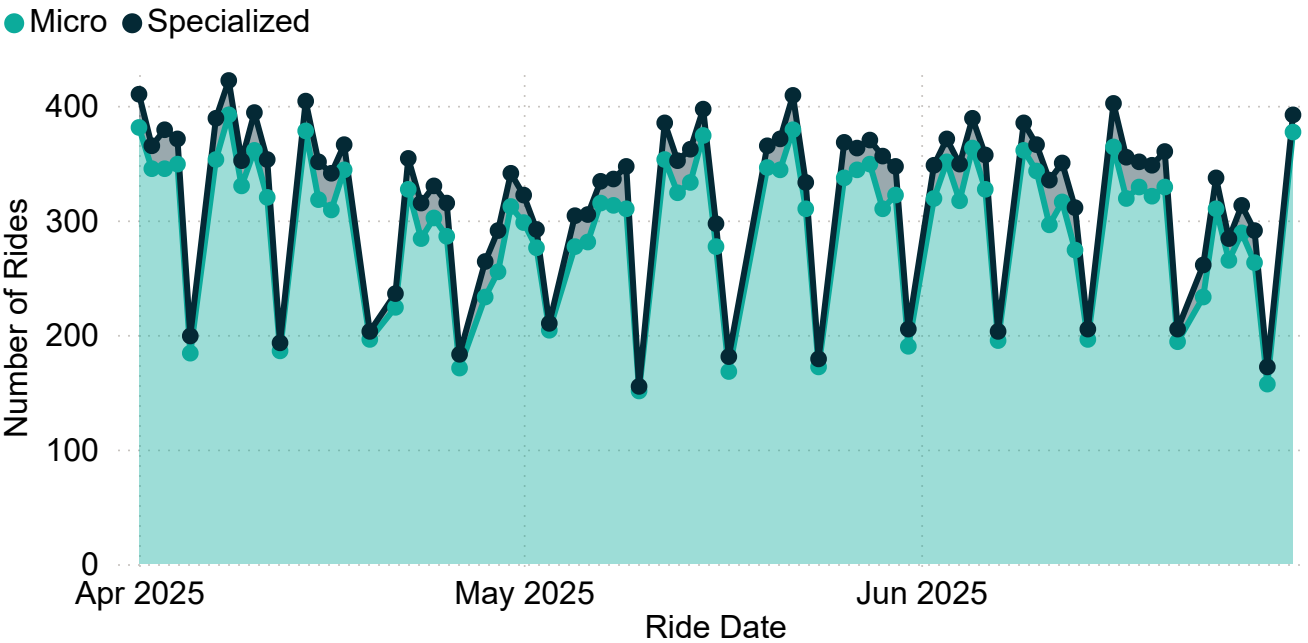
Average Direct Distance (km)

8.05

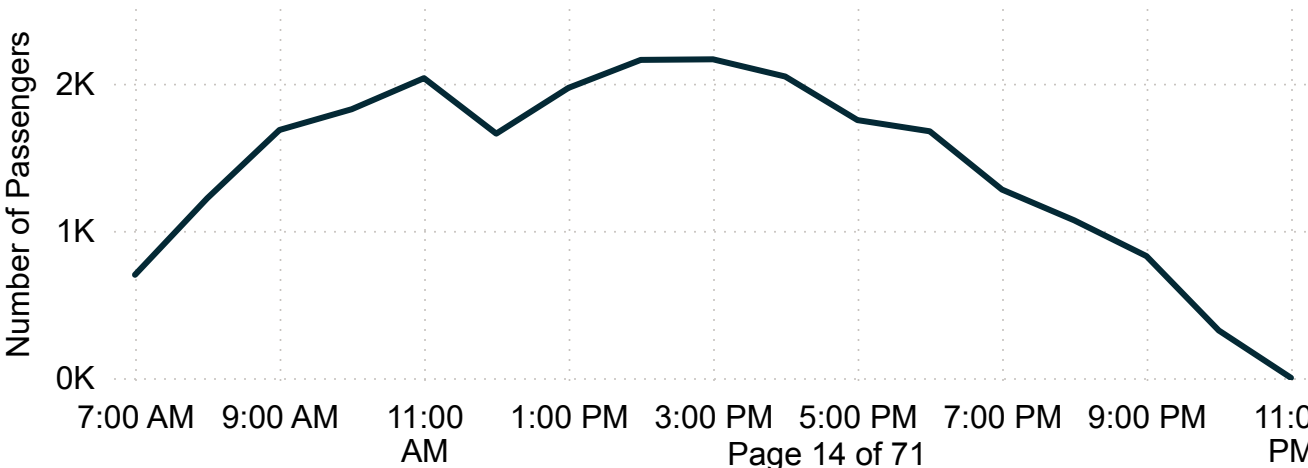
Average Time On-Board (min)

14.34

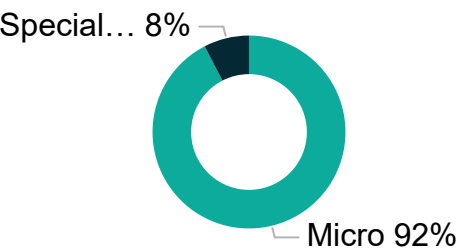
Daily Ridership



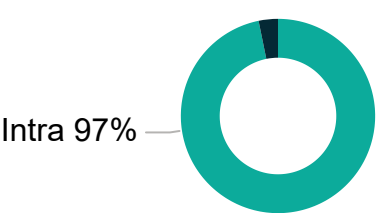
Peak Hours



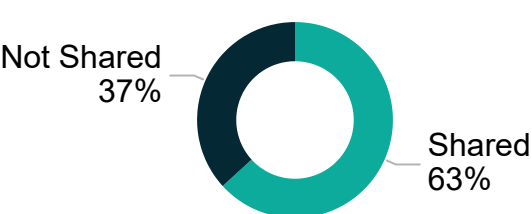
Service Type



Trip Type



Trip Utilization



Booking Method	Day Of	Pre-Booked	Total
Agent	1027	1250	2277
App	12131	6334	18465
Subscription		572	572
Total	13158	8156	21314

# NT+ (Contract) Voyago 2025 (Q2) Service Metrics - Grimsby

Number of Passengers

6,255

Number of Trips

5,910

Number of Accessible Trips

186

Number of Micro Trips with an Accessibility Device

108

Average Direct Distance (km)

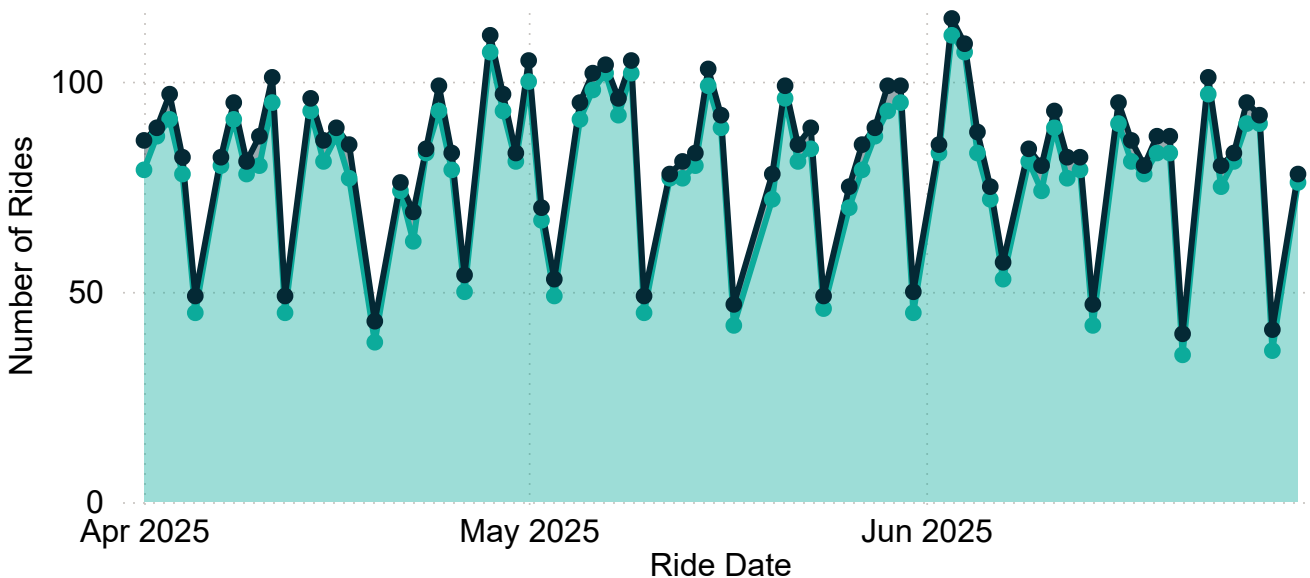
9.77

Average Time On-Board (min)

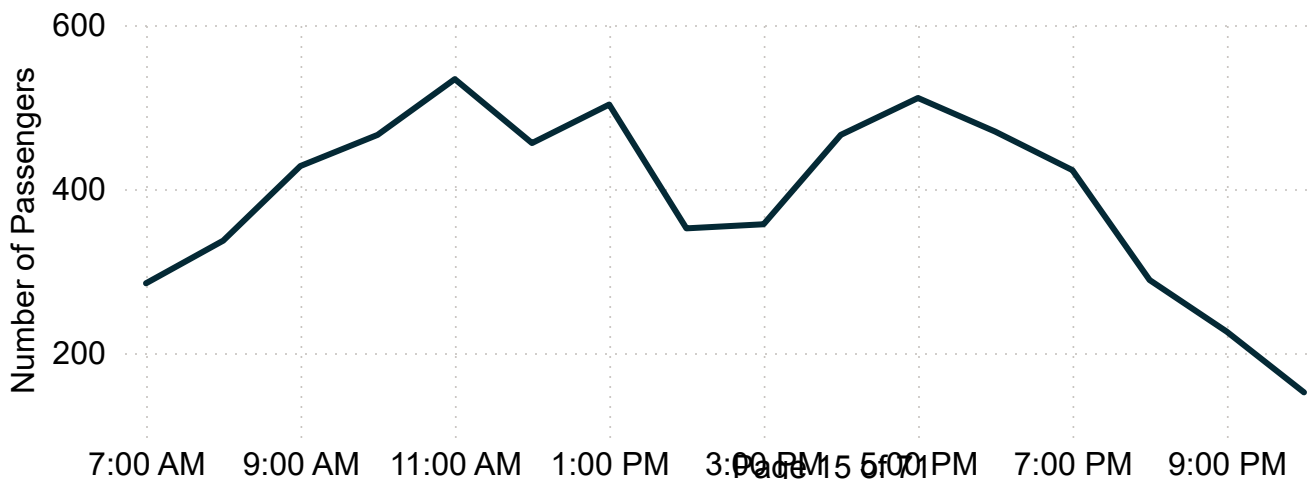
15.89

## Daily Ridership

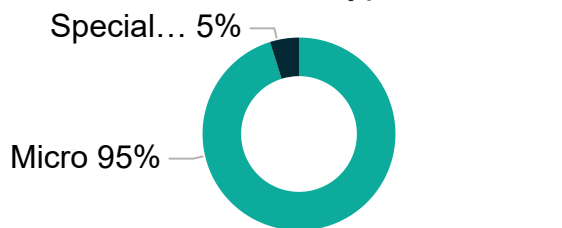
● Micro ● Specialized



## Peak Hours



## Service Type



## Trip Type



## Trip Utilization



Booking Method	Day Of	Pre-Booked	Total
Agent	138	229	367
App	2510	2859	5369
Subscription		174	174
Total	2648	3262	5910

# NT+ (Contract) Voyago 2025 (Q2) Service Metrics - Lincoln

Number of Passengers

5,856

Number of Trips

5,520

Number of Accessible Trips

241

Number of Micro Trips with an Accessibility Device

117

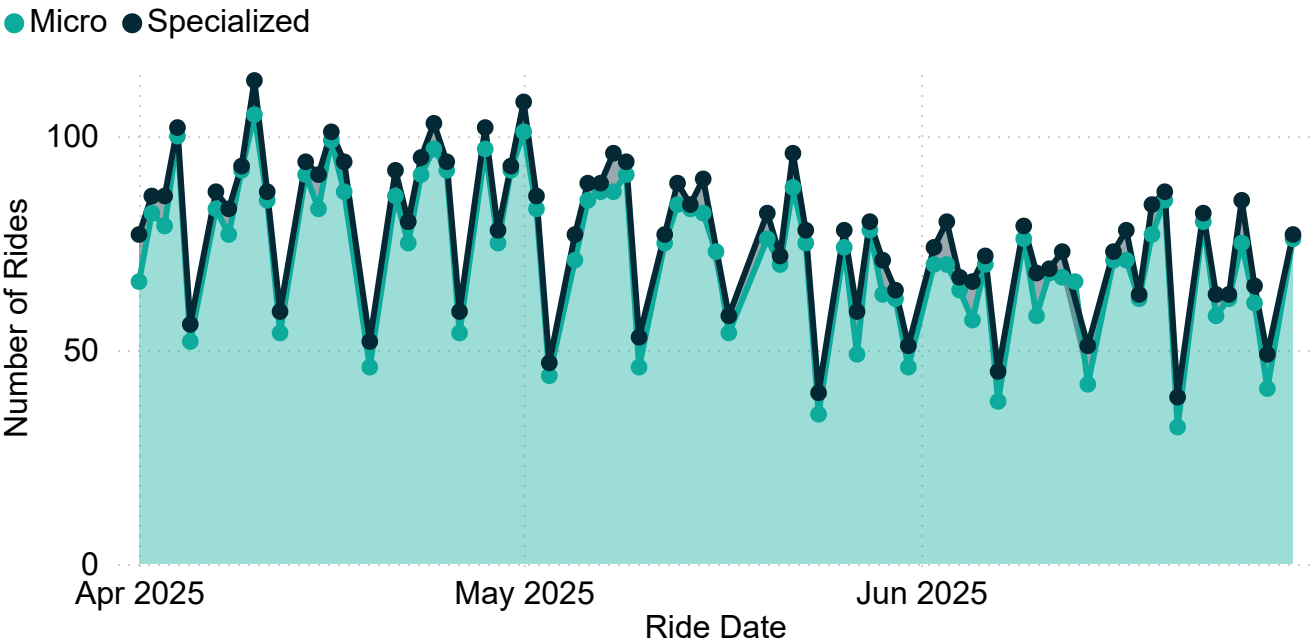
Average Direct Distance (km)

12.04

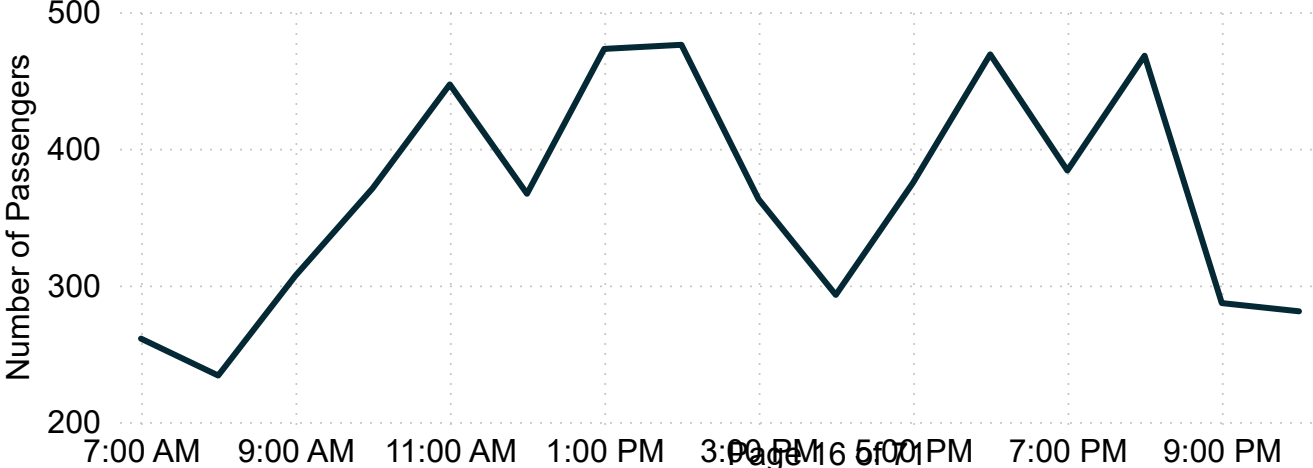
Average Time On-Board (min)

18.29

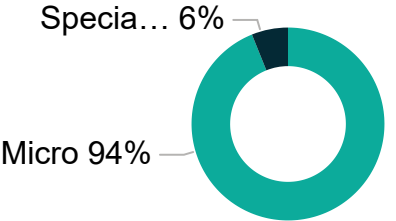
Daily Ridership



Peak Hours



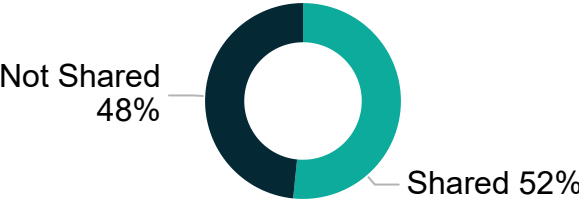
Service Type



Trip Type



Trip Utilization



Booking Method	Day Of	Pre-Booked	Total
Agent	89	219	308
App	2390	2704	5094
Subscription		118	118
Total	2479	3041	5520



# NT+ (Contract) Voyago 2025 (Q2) Service Metrics - Niagara Falls

Number of Passengers

2,125

Number of Trips

1,859

Number of Accessible Trips

724

Number of Micro Trips with an Accessibility Device

2

Average Direct Distance (km)

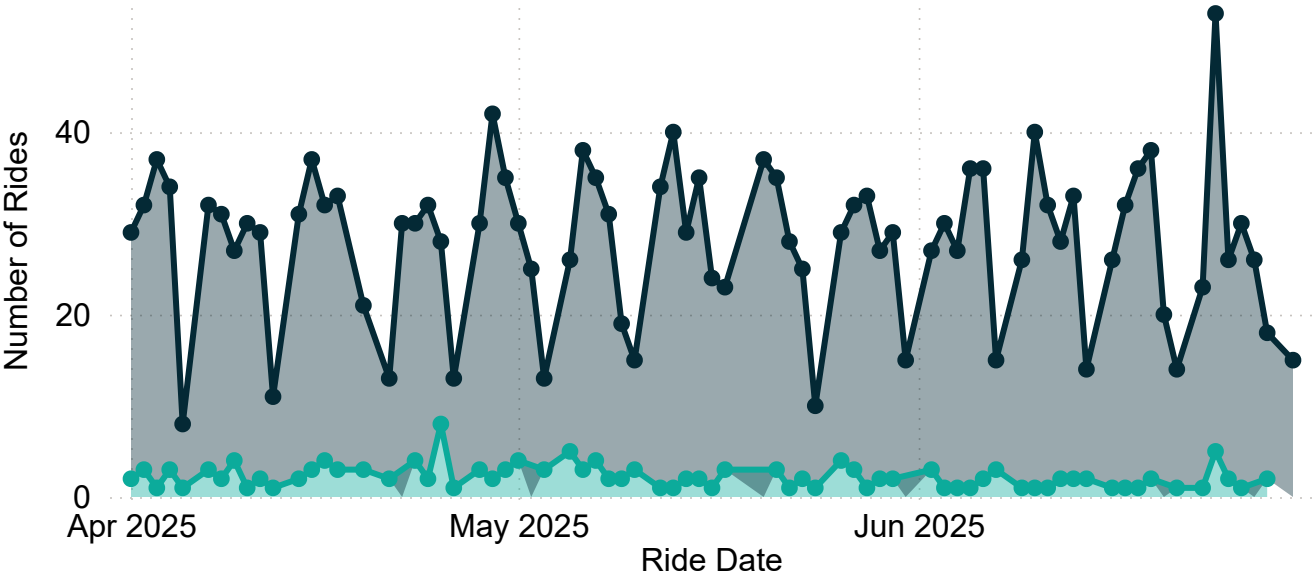
21.41

Average Time On-Board (min)

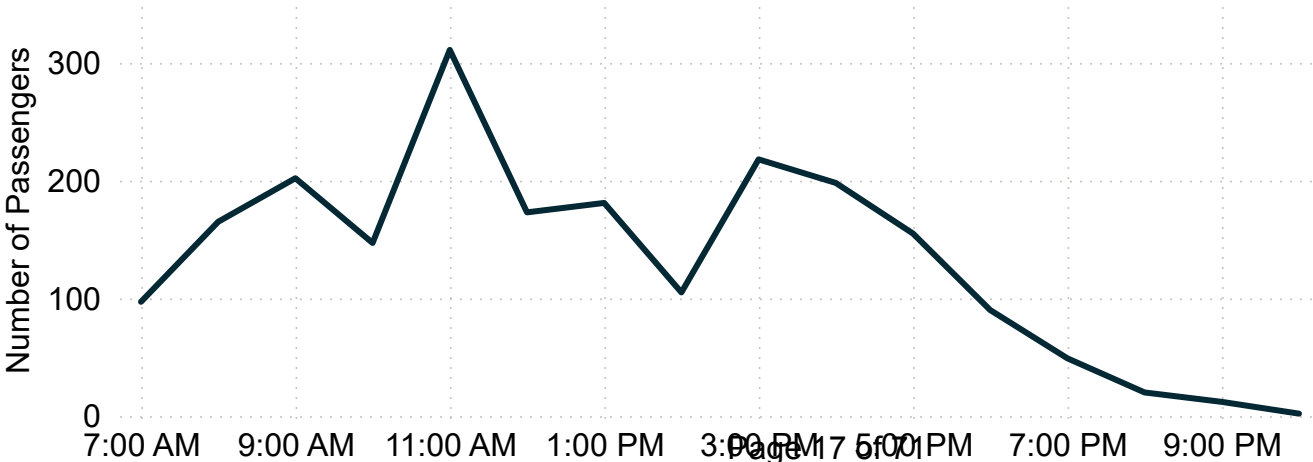
34.16

## Daily Ridership

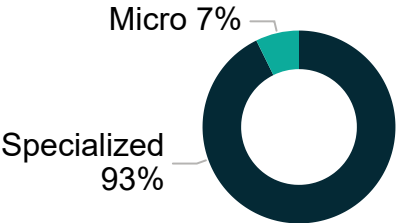
● Micro ● Specialized



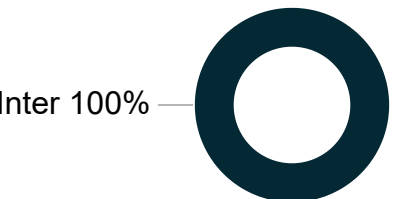
## Peak Hours



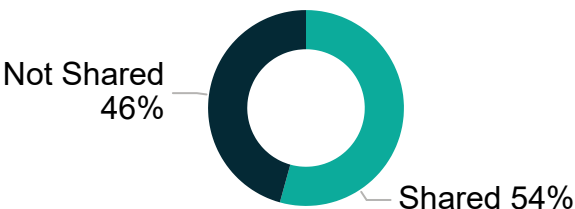
## Service Type



## Trip Type



## Trip Utilization



Booking Method	Day Of	Pre-Booked	Total
Agent	23	766	789
App	112	478	590
Subscription		480	480
Total	135	1724	1859

# NT+ (Contract) Voyago 2025 (Q2) Service Metrics - Niagara-on-the-Lake

Number of Passengers

12,212

Number of Trips

11,536

Number of Accessible  
Trips

242

Number of Micro Trips with  
an Accessibility Device

132

Average Direct Distance  
(km)

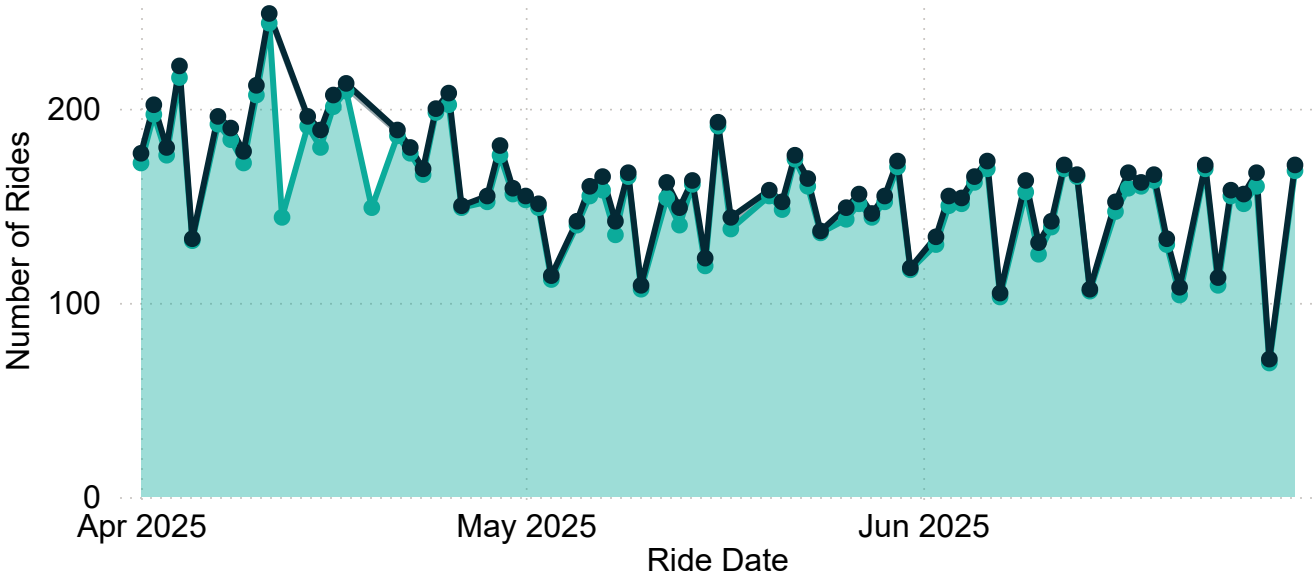
10.00

Average Time On-Board  
(min)

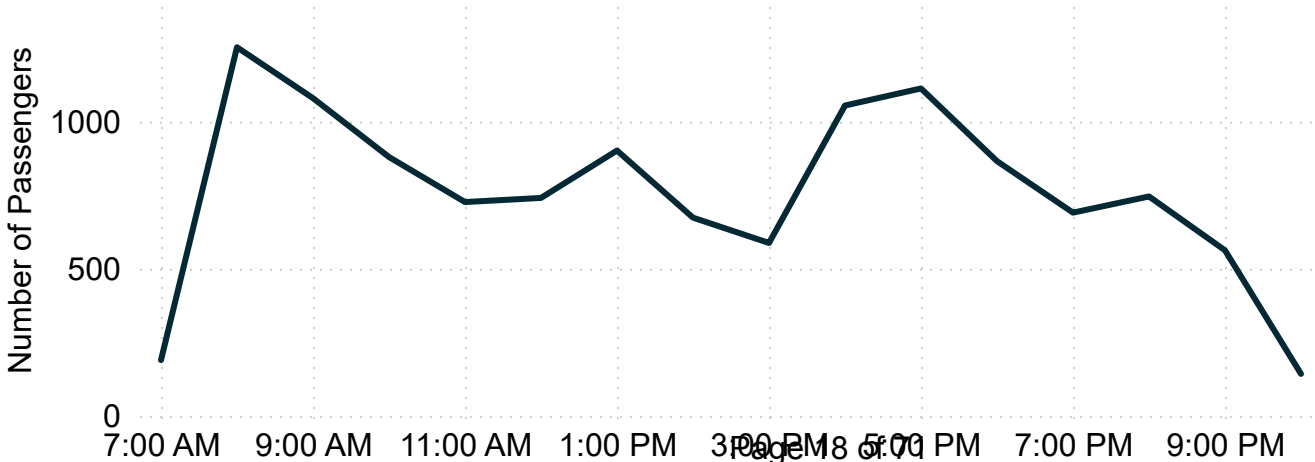
17.80

## Daily Ridership

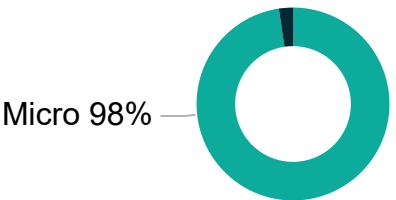
● Micro ● Specialized



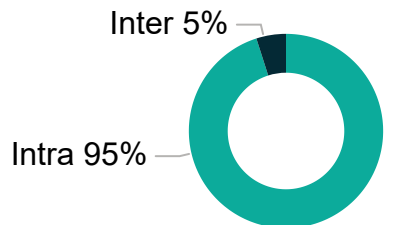
## Peak Hours



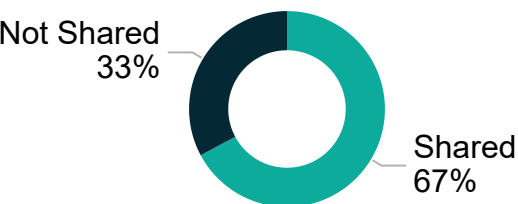
## Service Type



## Trip Type



## Trip Utilization



Booking Method	Day Of	Pre-Booked	Total
Agent	110	164	274
App	6100	5081	11181
Subscription		81	81
Total	6210	5326	11536

# NT+ (Contract) Voyago 2025 (Q2) Service Metrics - Pelham

Number of Passengers

1,458

Number of Trips

1,400

Number of Accessible Trips

214

Number of Micro Trips with an Accessibility Device

51

Average Direct Distance (km)

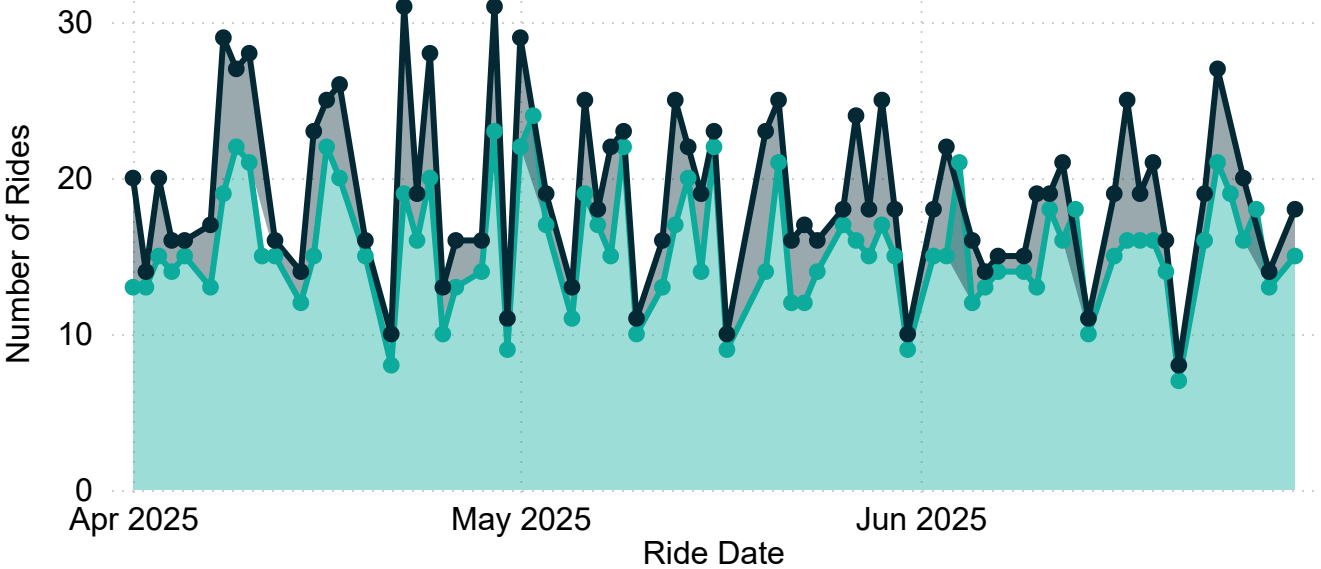
12.25

Average Time On-Board (min)

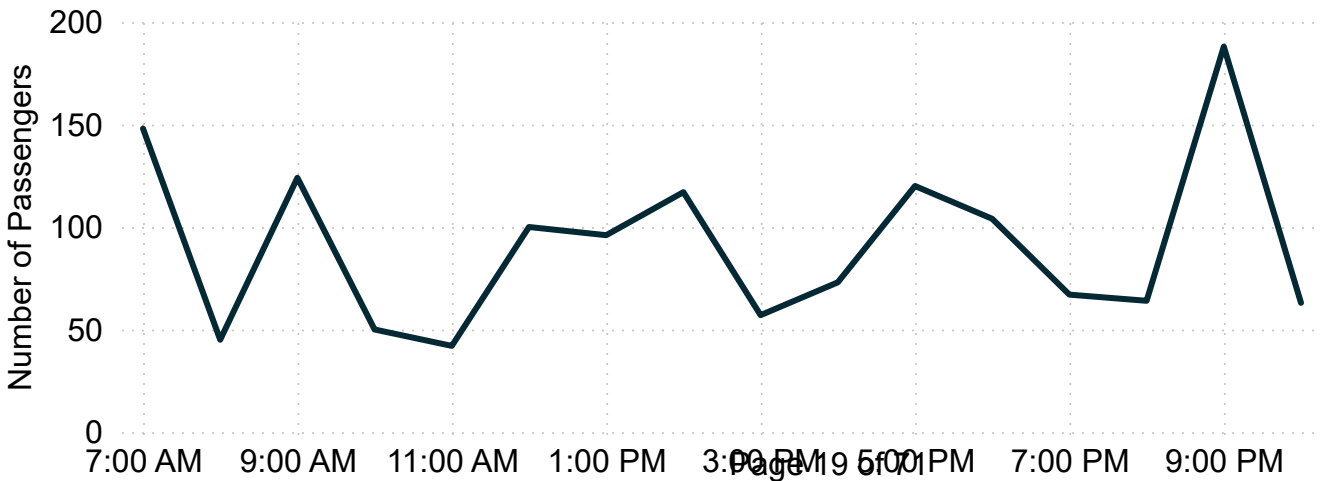
19.27

## Daily Ridership

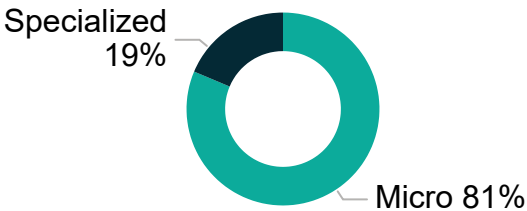
● Micro ● Specialized



## Peak Hours



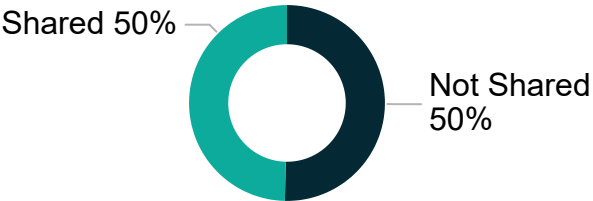
## Service Type



## Trip Type



## Trip Utilization



Booking Method	Day Of	Pre-Booked	Total
Subscription		126	126
App	480	579	1059
Agent	36	179	215
Total	516	884	1400

# NT+ (Contract) Voyago 2025 (Q2) Service Metrics - Port Colborne

Number of Passengers

3,976

Number of Trips

3,546

Number of Accessible Trips

190

Number of Micro Trips with an Accessibility Device

21

Average Direct Distance (km)

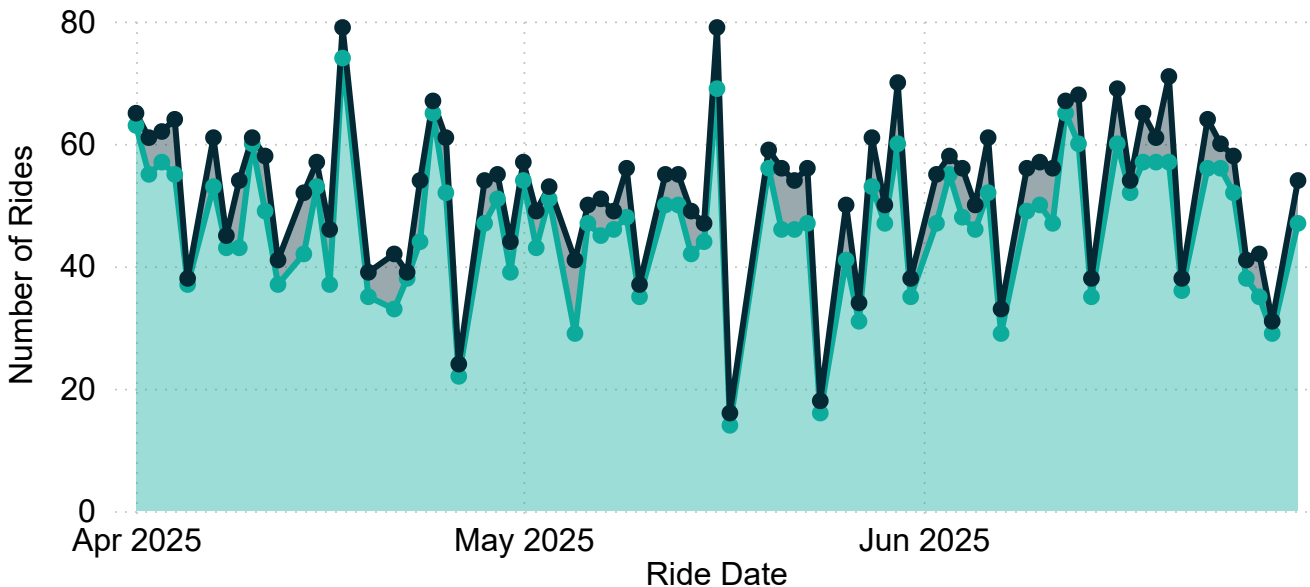
6.05

Average Time On-Board (min)

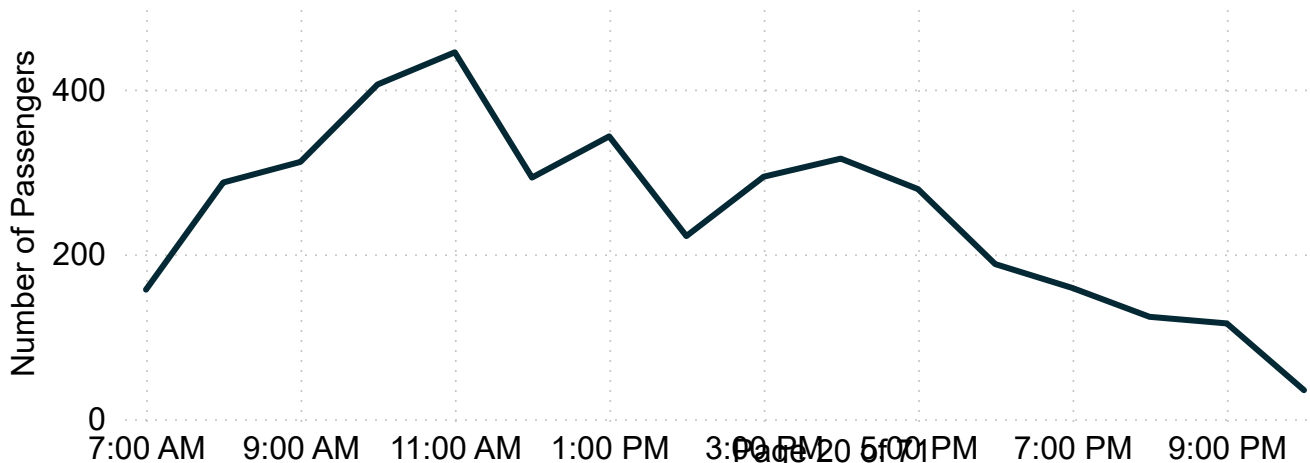
11.43

## Daily Ridership

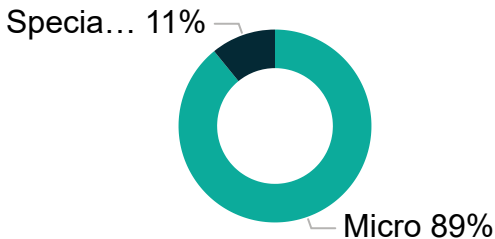
● Micro ● Specialized



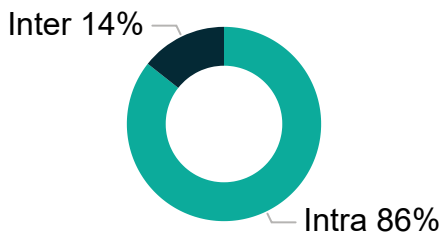
## Peak Hours



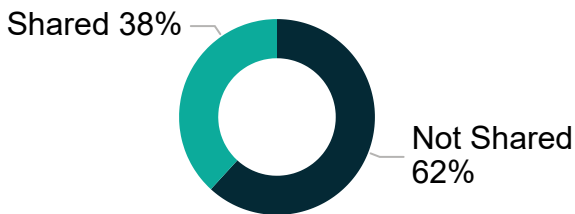
## Service Type



## Trip Type



## Trip Utilization



Booking Method	Day Of	Pre-Booked	Total
Agent	193	317	510
App	1976	817	2793
Subscription		243	243
Total	2169	1377	3546

# NT+ (Contract) Voyago 2025 (Q2) Service Metrics - St. Catharines

Number of Passengers

4,250

Number of Trips

3,947

Number of Accessible Trips

750

Number of Micro Trips with an Accessibility Device

9

Average Direct Distance (km)

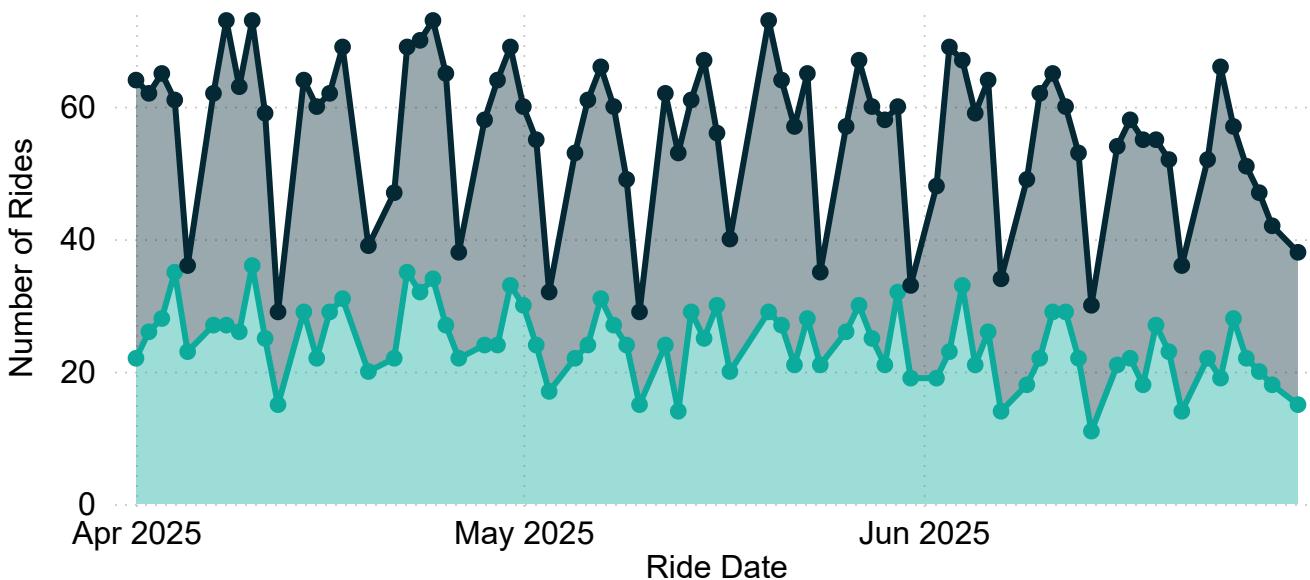
21.67

Average Time On-Board (min)

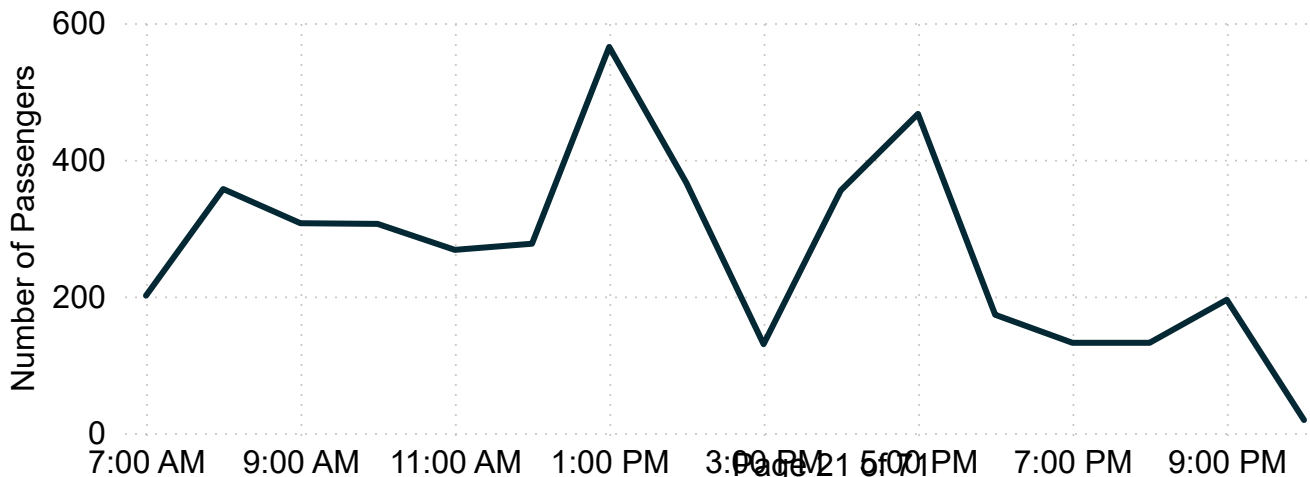
29.75

## Daily Ridership

● Micro ● Specialized



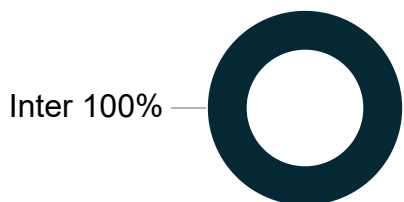
## Peak Hours



## Service Type



## Trip Type



## Trip Utilization



Booking Method	Day Of	Pre-Booked	Total
Agent	82	791	873
App	412	2205	2617
Subscription		457	457
Total	494	3453	3947

# NT+ (Contract) Voyago 2025 (Q2) Service Metrics - Thorold

Number of Passengers

1,187

Number of Trips

1,002

Number of Accessible  
Trips

432

Number of Micro Trips with  
an Accessibility Device

(Blank)

Average Direct Distance  
(km)

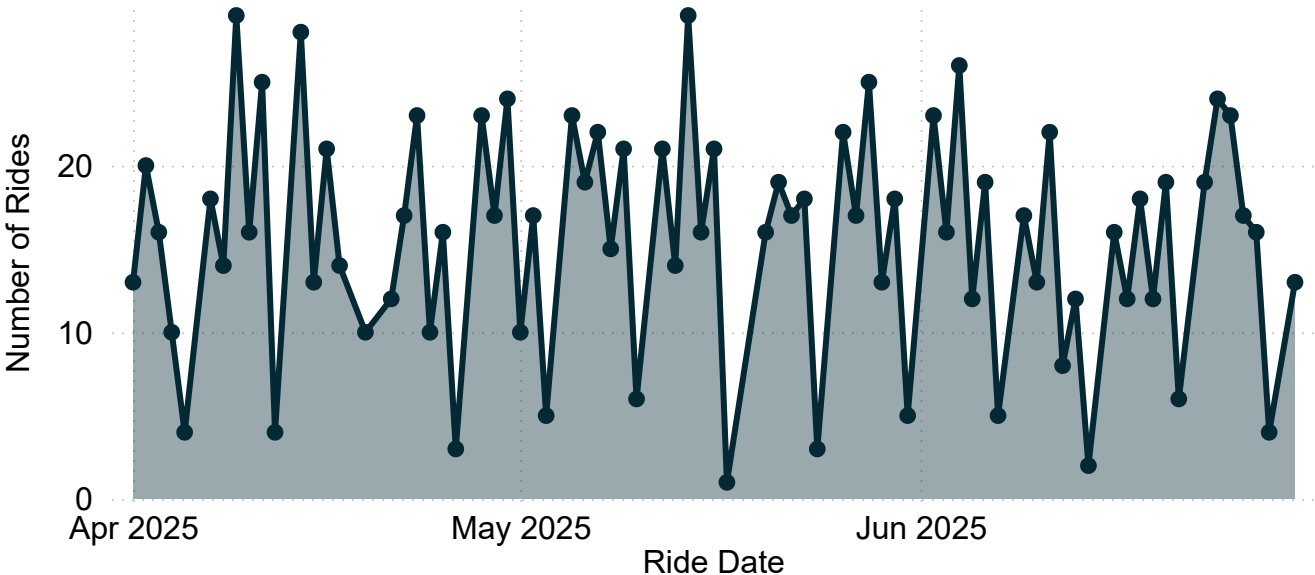
11.15

Average Time On-Board  
(min)

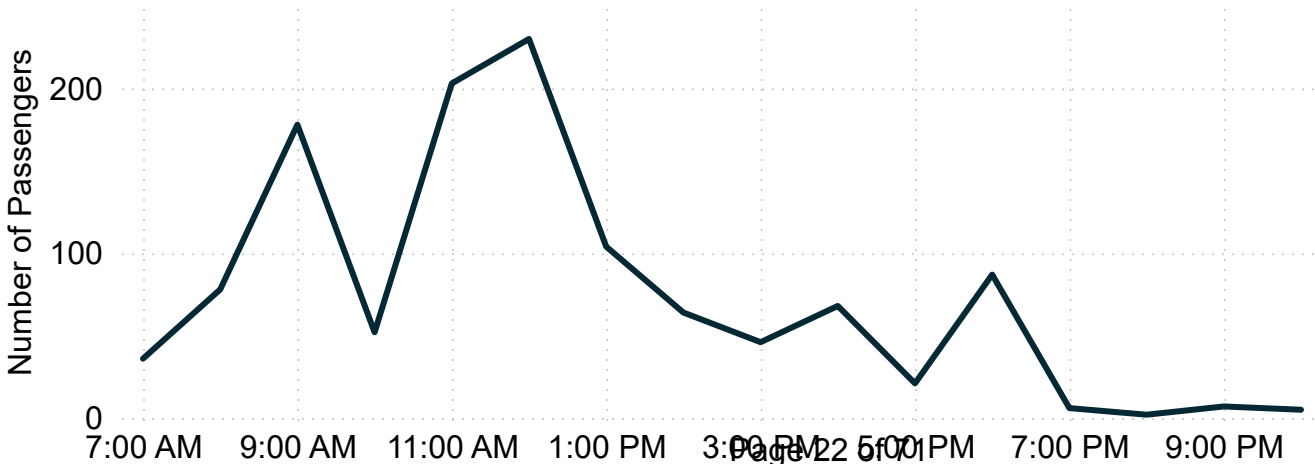
21.65

## Daily Ridership

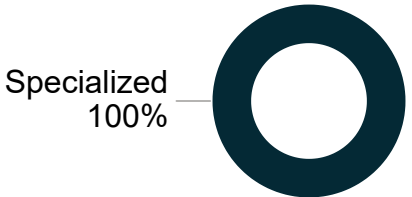
● Specialized



## Peak Hours



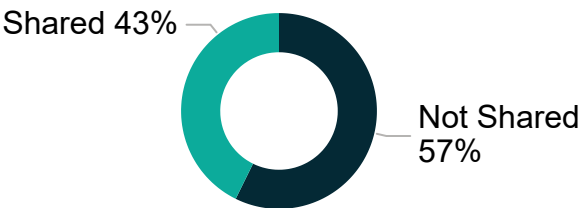
## Service Type



## Trip Type



## Trip Utilization



Booking Method	Day Of	Pre-Booked	Total
Agent	31	356	387
App	12	458	470
Subscription		145	145
Total	43	959	1002

# NT+ (Contract) Voyago 2025 (Q2) Service Metrics - Wainfleet

Number of Passengers

213

Number of Trips

203

Number of Accessible Trips

37

Number of Micro Trips with an Accessibility Device

1

Average Direct Distance (km)

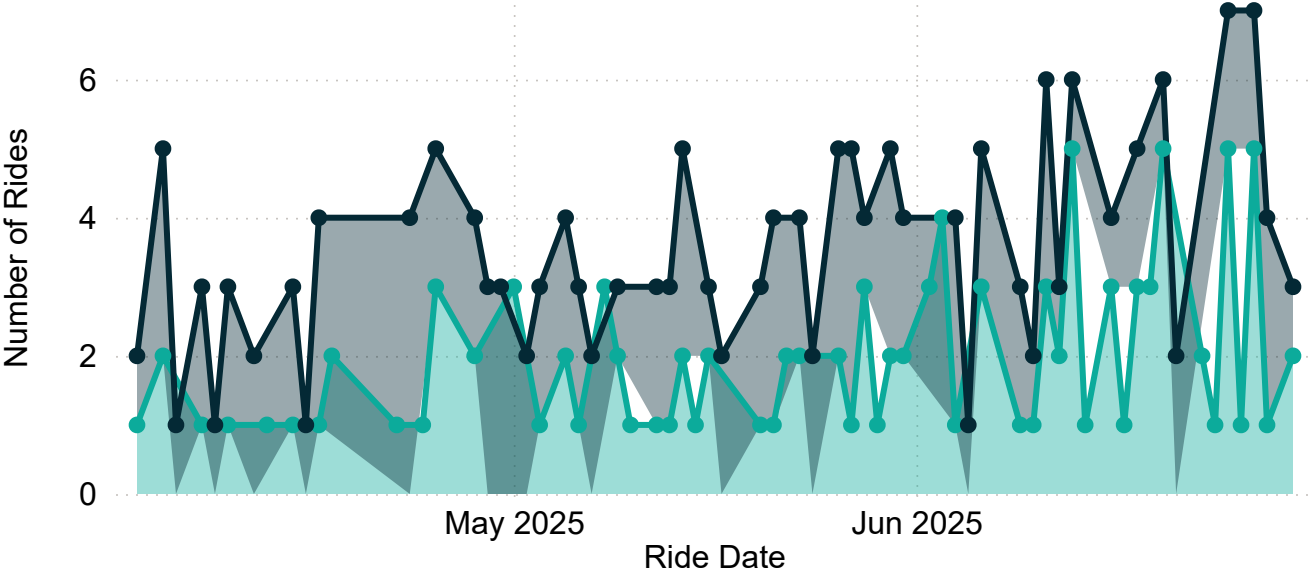
22.45

Average Time On-Board (min)

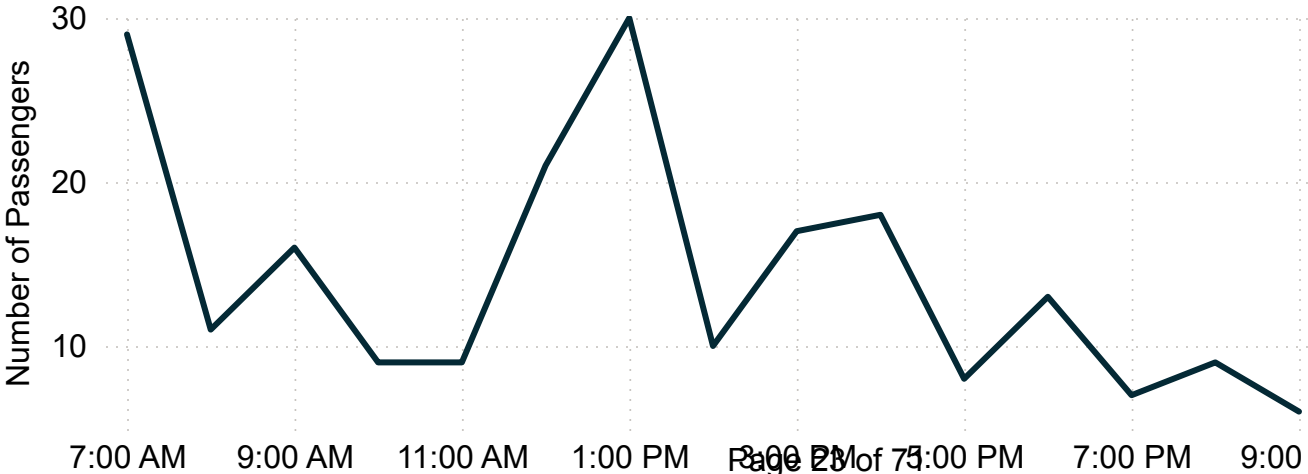
27.63

Daily Ridership

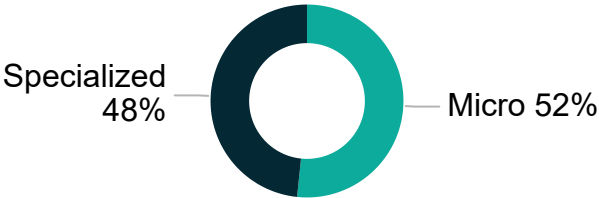
Micro Specialized



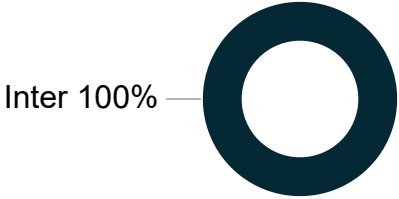
Peak Hours



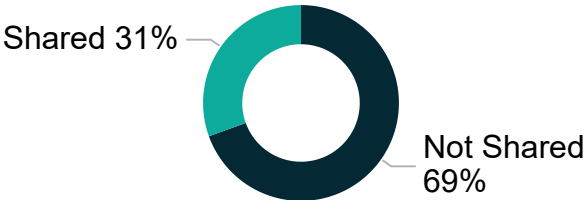
Service Type



Trip Type



Trip Utilization



Booking Method	Day Of	Pre-Booked	Total
Agent	3	48	51
App	26	123	149
Subscription		3	3
Total	29	174	203

# NT+ (Contract) Voyago 2025 (Q2) Service Metrics - Welland

Number of Passengers

2,482

Number of Trips

2,284

Number of Accessible Trips

690

Number of Micro Trips with an Accessibility Device

4

Average Direct Distance (km)

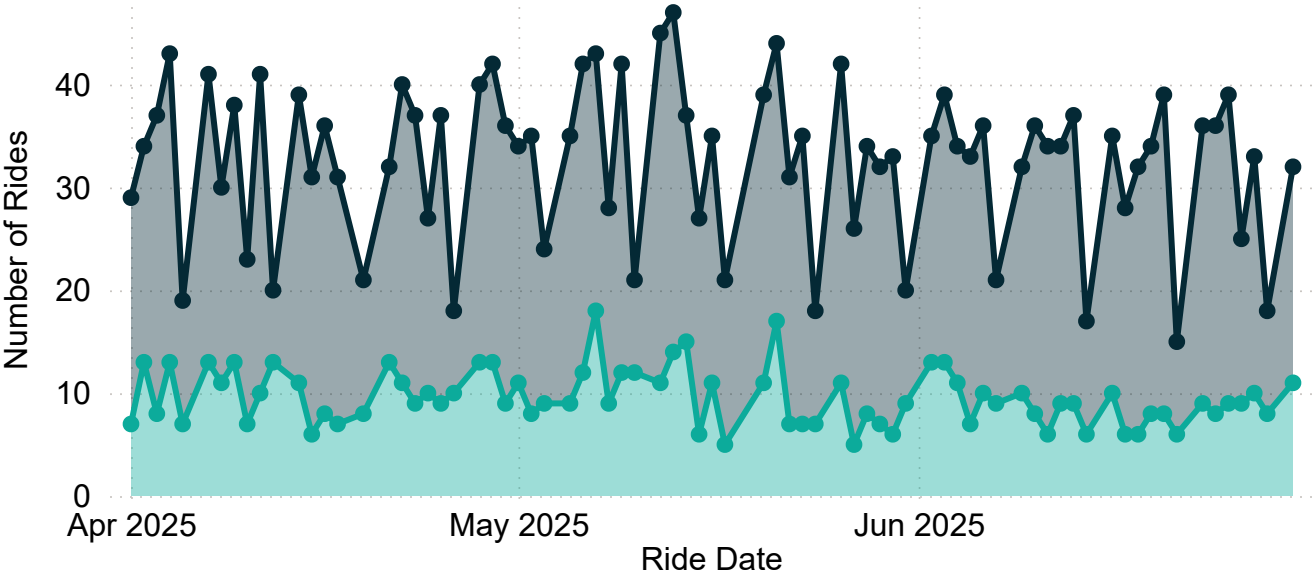
20.58

Average Time On-Board (min)

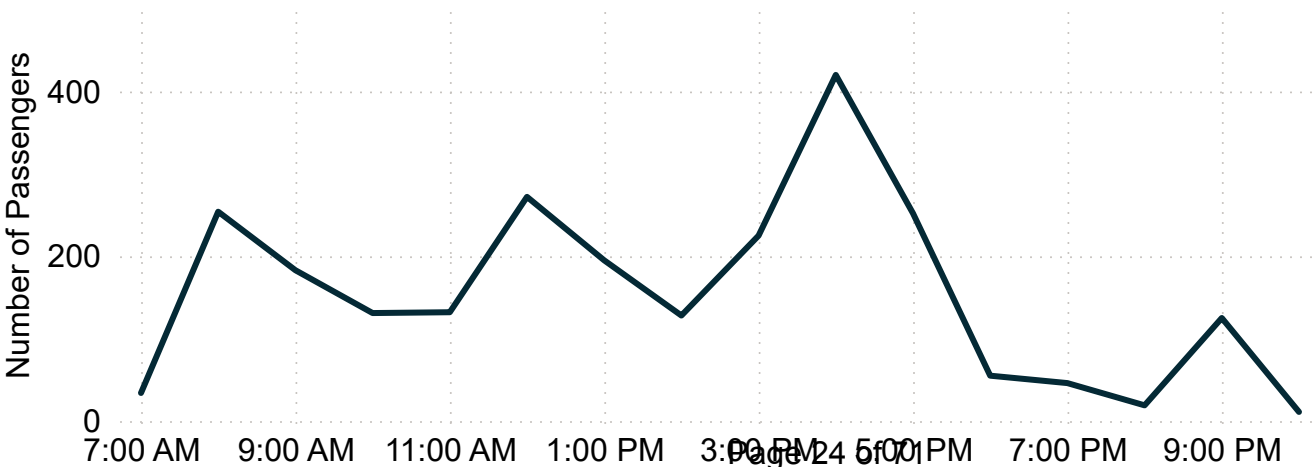
31.18

## Daily Ridership

● Micro ● Specialized

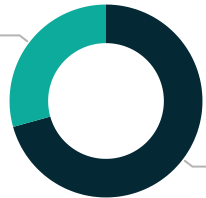


## Peak Hours



## Service Type

Micro 29%



Specialized 71%

## Trip Type

Inter 100%



## Trip Utilization

Not Shared 43%



Shared 57%

Booking Method	Day Of	Pre-Booked	Total
Agent	30	601	631
App	250	860	1110
Subscription		543	543
Total	280	2004	2284



# NT+ (Contract) Voyago 2025 (Q2) Service Metrics - West Lincoln

Number of Passengers

715

Number of Trips

675

Number of Accessible Trips

8

Number of Micro Trips with an Accessibility Device

6

Average Direct Distance (km)

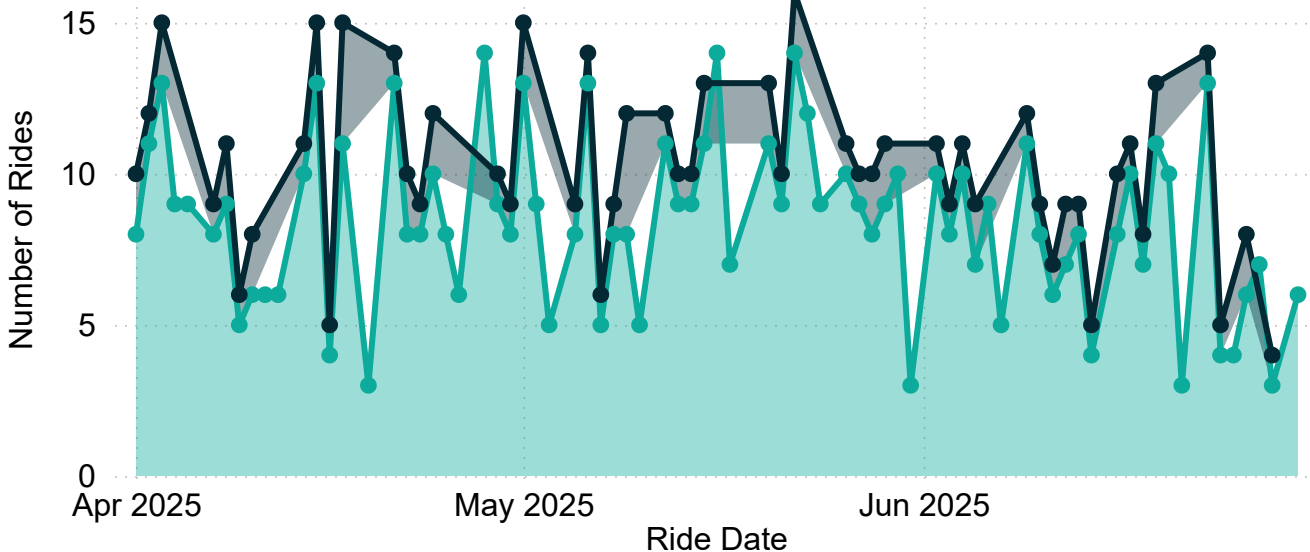
23.63

Average Time On-Board (min)

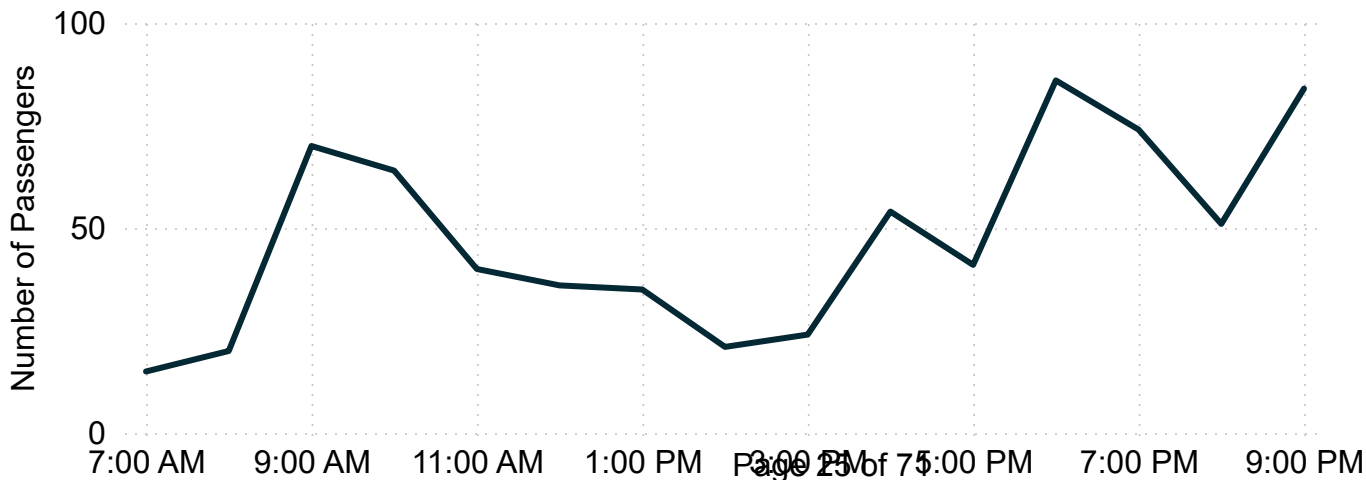
29.33

## Daily Ridership

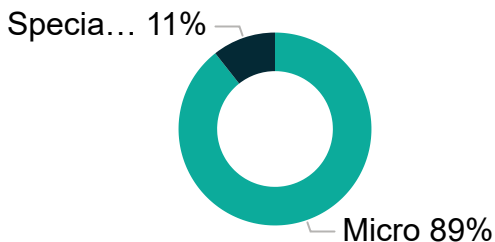
● Micro ● Specialized



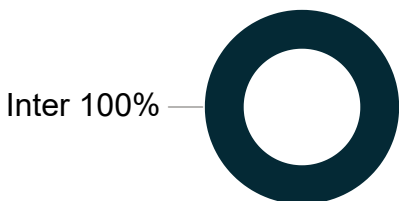
## Peak Hours



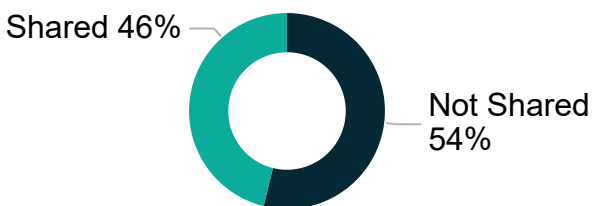
## Service Type



## Trip Type



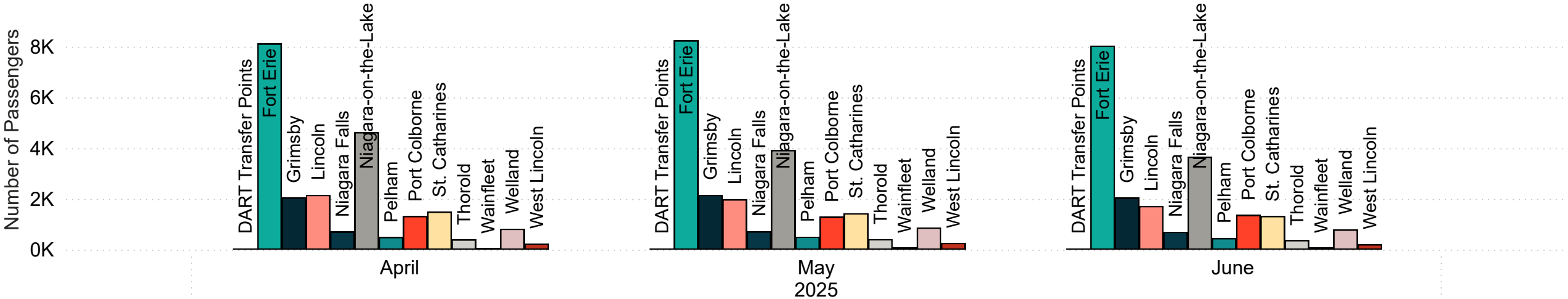
## Trip Utilization



Booking Method	Day Of	Pre-Booked	Total
Agent	12	48	60
App	159	456	615
Total	171	504	675

# Overall NT+ (Contract) Voyago Trip Origin Metrics - 2025 (Q2)

Ridership By Trip Origin



Origin Municipality	DART Transfer Points	Fort Erie	Grimsby	Lincoln	Niagara Falls	Niagara-on-the-Lake	Pelham	Port Colborne	St. Catharines	Thorold	Wainfleet	Welland	West Lincoln	Total
DART Transfer Points		7	1		8				10			10		36
Fort Erie	7	23624			219	4		108	135	30		279		24406
Grimsby			4082	1119	6	1	29	12	755	3	3	52	193	6255
Lincoln			1058	2770	17	13	71	9	1554	21	1	127	215	5856
Niagara Falls	9	181	6	19		236	21	11	803	202	12	622	3	2125
Niagara-on-the-Lake		5		16	393	11610	18		126	36	1	5	2	12212
Pelham		3	47	70	18	19	464	6	226	32	10	554	9	1458
Port Colborne		116	11		12		8	3405	17	6	60	335	6	3976
St. Catharines	8	116	726	1387	795	188	201	17		296	14	353	149	4250
Thorold		30	3	21	207	42	32	4	358	378	16	92	4	1187
Wainfleet			3	4	11		12	25	7	22		122	7	213
Welland	10	247	21	179	600	6	516	327	367	92	74		43	2482
West Lincoln			178	233	1	5	9	6	167	50	7	59		715
Total	34	24329	6136	5818	2287	12124	1381	3930	4525	1168	198	2610	631	65171

# Glossary

- **Agent Booking Method** - Rides that are booked by phoning in and speaking with a customer service representative
- **App Booking Method** - Rides that are booked by using the Niagara Transit Plus application on a mobile device
- **Average Direct Distance** - The average distance in kilometres it would take to drive directly from origin to destination without any stops
- **Average Time On-Board** - The average time a passenger is spending on-board the vehicle
- **Day of Booking Type** - Rides that are booked on the same day of use
- **Inter Trip Type** - Rides that travel from one municipality to another, crossing municipal boundaries
- **Intra Trip Type** - Rides that stay within the municipal boundary in which the trip originated
- **Micro Daily Ridership** - Number of passengers taking micro transit trips per day
- **Micro Service Type** - Number of trips that are using the micro transit service
- **Number of Accessible** - Number of trips that are using either the micro or specialized transit service that are accessible, where the passenger is using a mobility device
- **Number of Micro Trips with Accessible Device** - Number of trips using the micro transit service that are accessible, where the passenger is using a mobility device
- **Number of Passengers** - Total number of passengers that have completed trips
- **Number of Trips** - Total number of trips being completed
- **Peak Hours** - Hours of the day that have the highest demand for ridership
- **Pre-Book Booking Type** - Rides that are booked in advance of the requested trip day
- **Specialized Daily Ridership** - Number of passengers taking specialized transit trips per day
- **Specialized Service Type** - Number of trips that are using the specialized transit service
- **Subscription Booking Method** - Trips that are booked once and happen on a recurring schedule ie. trips to dialysis

**DATE:** September 15, 2025

**REPORT NO:** T-14-2025

**SUBJECT:** **2026 Budget Survey Results**

**CONTACT:** Katelyn Repovs, CPA, CA Director, Corporate Services/CFO

**OVERVIEW:**

- On June 26, 2025, the Township launched the 2026 Budget Survey, with a closing date of July 21, 2025.
- Purpose of the survey was to gather input on priorities, services and spending to help guide the Township's financial planning for the 2026 Budget.
- This report provides a summary of the survey results. Details of the survey submissions are available at **Schedule A**, as attached to the report.

**RECOMMENDATION:**

- 1) That, Information Report T-14-2025, regarding the "2026 Budget Survey Results" dated September 15, 2025, be received.

**ALIGNMENT TO STRATEGIC PLAN:**

The 2026 Budget supports the following Strategic Plan Themes:

- Build a safe, connected, caring and active community
- Champion strategic and responsible growth
- Enrich our strong agricultural legacy
- Advance organizational capacity and effectiveness

**BACKGROUND:**

To foster public engagement in the budget process, the Township prepares a Budget Survey on an annual basis. The survey collects feedback on the programs and services that residents and stakeholders value most, helping guide how funds are allocated to match the community's priorities with the strategic plan objectives.

During the 2025 Budget Process, Administration received feedback on the desire to launch

the budget survey earlier on in the budget process. In response, the 2026 survey was launched several months earlier to allow stakeholders more time to provide input and for that feedback to be incorporated into the process.

The 2026 Budget Survey was released to the public on June 26, 2025, with the survey closing for submissions on July 21, 2025. The survey was made available online and on paper, with hard copies available for pick-up at the Township Administration Office, the West Lincoln Community Centre and all West Lincoln Public Library branches. The survey was advertised via a news release on the Township's website and social media platforms.

The final 2025 property tax bills, that were issued in late June 2025, included an enclosure notice for the 2026 Budget Survey, which provided visibility of the survey to all West Lincoln property owners. Administration also distributed physical paper surveys at West Lincoln recreation programming events, such as Canada Day and Music, Market & Park It.

### **CURRENT SITUATION:**

The detailed results of the 2026 Budget Survey are attached as **Schedule A** to this report. Those that responded to the survey have provided observations on various services provided by the Township.

Some key highlights of the 2026 Budget Survey results include:

- 167 survey responses were received, which is 41 more than the 2025 Budget Survey (or a 33% increase).
- 96% of the respondents identified as a West Lincoln resident or business owner.
- 65% of the respondents rated the overall value they are receiving from their Township tax dollars as fair or better.
- Two service areas that 85% of respondents would like to see improvements (and therefore more tax dollars spent) are for road maintenance and asset renewal and replacement (such as for roads, bridges, and facilities).
- 51% of the respondents indicated that they would not like to see Township services reduced (and therefore fewer tax dollars spent). In the comments, several noted they would like to see existing service levels maintained but emphasized the desire for tax dollars to be spent and managed efficiently and prudently.

### **FINANCIAL IMPLICATIONS:**

There are no financial implications associated with this report.

### **INTER-DEPARTMENTAL COMMENTS:**

Administration across the Finance and Communications teams collaborated together to execute this public engagement initiative. The survey results have been shared with the Senior Leadership Team. The results will be reviewed alongside legislative requirements, available funding, and ongoing service needs to develop the draft 2026 budget, for further public and Council consideration.

**CONCLUSION:**

The 2026 Budget Survey data provides Council with information on community feedback and what stakeholders value most regarding the Township's budget, for use ahead of the 2026 budget deliberations.

**ATTACHMENTS:**

1. **Schedule A** – 2026 Budget Survey Results

**Prepared & Submitted by:**

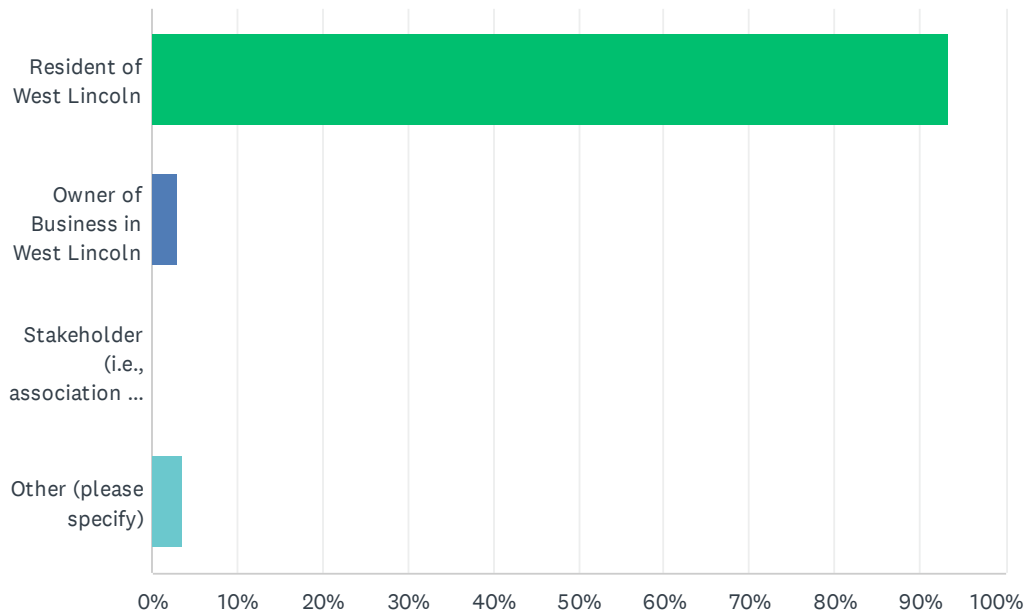
**Katelyn Repovs, CPA, CA**  
**Director, Corporate Services/CFO**

**Approved by:**

**Truper McBride**  
**CAO**

## Q2 Are you responding to this survey as a:

Answered: 167    Skipped: 0

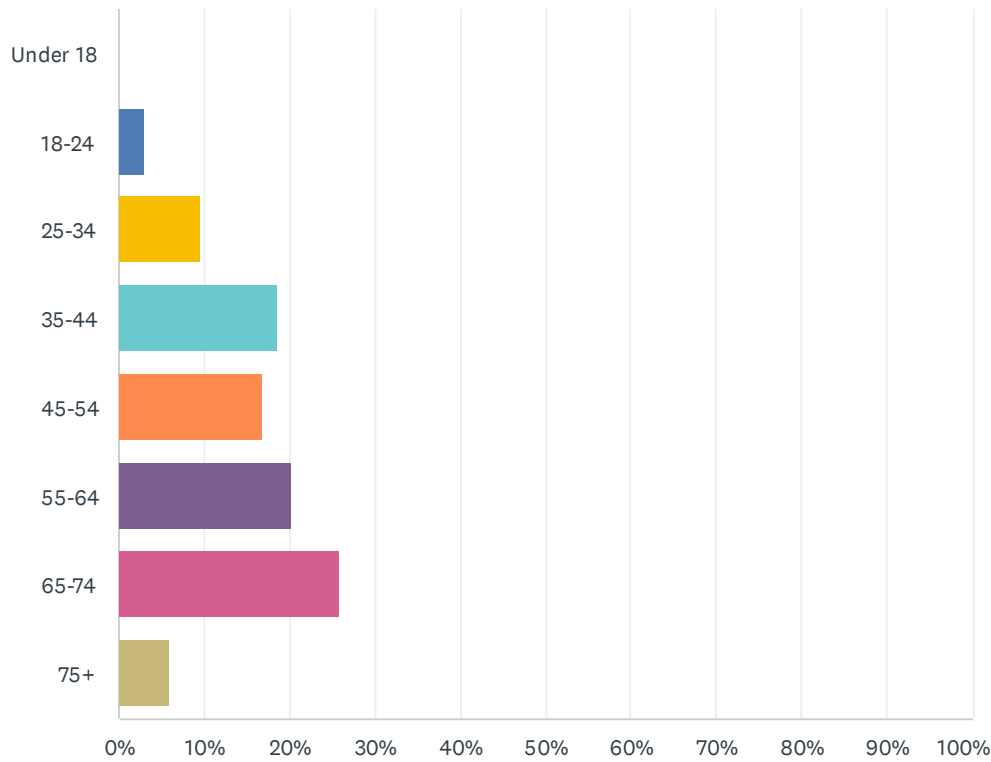


ANSWER CHOICES		RESPONSES	
Resident of West Lincoln		93.41%	156
Owner of Business in West Lincoln		2.99%	5
Stakeholder (i.e., association or service club doing work in West Lincoln)		0.00%	0
Other (please specify)		3.59%	6
TOTAL			167

#	OTHER (PLEASE SPECIFY)	DATE
1	Haldimand resident - near Caistorville	7/24/2025 1:42 PM
2	Land owner	7/17/2025 8:14 AM
3	Employee	6/30/2025 1:10 PM
4	Employee of Township	6/30/2025 1:07 PM
5	Someone who uses the township of west lincoln often	6/27/2025 8:18 AM
6	Resident and business owner	6/26/2025 5:42 PM

### Q3 Which age category represents you?

Answered: 167 Skipped: 0

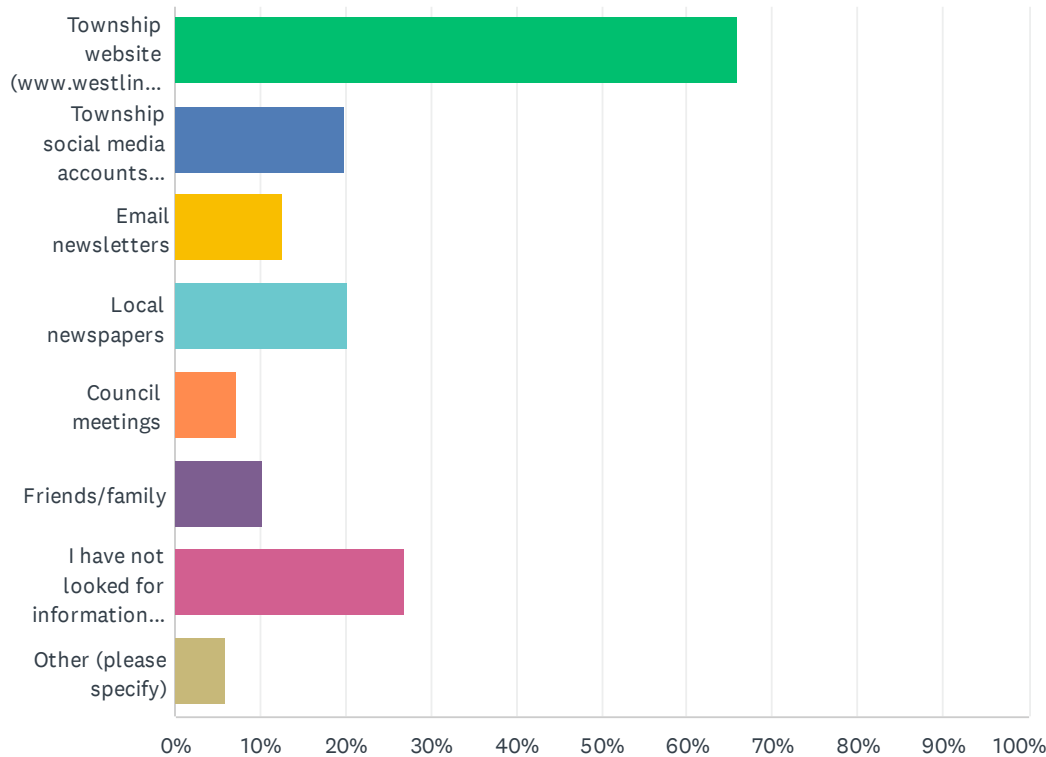


ANSWER CHOICES	RESPONSES	
Under 18	0.00%	0
18-24	2.99%	5
25-34	9.58%	16
35-44	18.56%	31
45-54	16.77%	28
55-64	20.36%	34
65-74	25.75%	43
75+	5.99%	10
TOTAL		167



## Q4 Where do you go to receive information about the Township's budget? (select all that apply)

Answered: 167 Skipped: 0



ANSWER CHOICES	RESPONSES	
Township website (www.westlincoln.ca)	65.87%	110
Township social media accounts (Facebook, X, Instagram)	19.76%	33
Email newsletters	12.57%	21
Local newspapers	20.36%	34
Council meetings	7.19%	12
Friends/family	10.18%	17
I have not looked for information about the Township budget before	26.95%	45
Other (please specify)	5.99%	10
Total Respondents: 167		

#	OTHER (PLEASE SPECIFY)	DATE
1	NA	7/24/2025 1:42 PM
2	Mailing that comes with property tax invoice	7/24/2025 1:37 PM
3	Tax bill	7/17/2025 9:58 PM

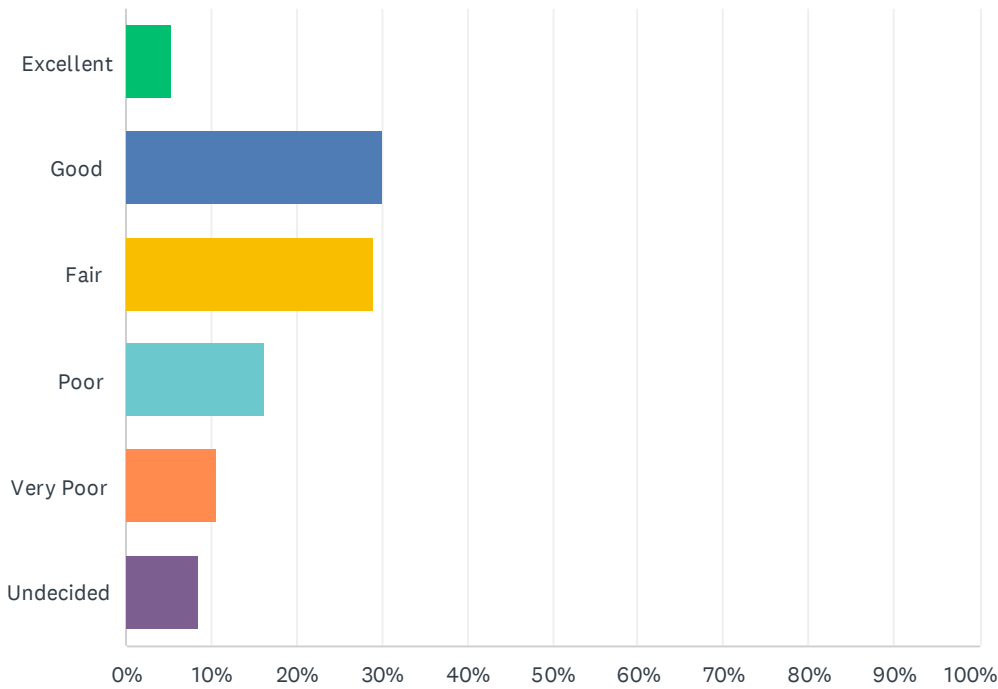
# Township of West Lincoln 2026 Budget Survey

Schedule A to Report T-14-2025

4	by mail	7/11/2025 7:06 PM
5	Small town	7/11/2025 12:48 AM
6	Brochure that came with the tax bill	7/10/2025 1:50 PM
7	Im	7/7/2025 6:16 PM
8	Property tax mail	7/4/2025 4:20 PM
9	In tax bill mailed to my home	7/3/2025 10:12 PM
10	Hdhfhd	7/3/2025 8:36 PM

## Q5 Overall, how would you rate the value you are receiving in municipal services from your Township tax dollars?

Answered: 93    Skipped: 74



ANSWER CHOICES	RESPONSES	
Excellent	5.38%	5
Good	30.11%	28
Fair	29.03%	27
Poor	16.13%	15
Very Poor	10.75%	10
Undecided	8.60%	8
<b>TOTAL</b>		<b>93</b>

## Q6 Please explain the reasons for your rating.

Answered: 93    Skipped: 74

#	RESPONSES	DATE
1	NA	7/24/2025 1:44 PM
2	We don't use municipal water delivery or sewer. Nor natural gas.	7/24/2025 1:40 PM
3	We have no water/sewer/gas services and our kids attend private school. However, our roads are pretty decent and cleared regularly.	7/24/2025 1:36 PM
4	32% is not 1769 for me it's 2500 Not sure where I see 2500 being used in WL Why is every tax \$ that is taken clearly documented to show where spent like a CRA audit for a business would require!	7/21/2025 9:47 AM
5	Municipal services are good. We have good parks and rec programs. Our fire department does neat stuff for the community, our roads are well plowed, parks and paths are well maintained... I really can't complain.	7/17/2025 4:28 PM
6	Snow removal is pretty late in the day for us when we have to go out for schools and offices etc.	7/17/2025 1:38 PM
7	The rural areas are very neglected.	7/17/2025 9:42 AM
8	3rd concession rd needs to be paved, we've been asking for years and nothing is being done.	7/17/2025 8:26 AM
9	I think it's pretty normal - nothing outstanding but I'm happy overall	7/15/2025 10:08 AM
10	Over 7000 dollars a year for subdivision home in Smithville is absurd. The root cause of high taxes is high spending. Dollar cost efficiency is not happening in today's municipalities. Be better at spending the money and reduce waste. I know you can't feel good about the amount we spend vs actually seeing our tax dollars improving livability.	7/14/2025 6:56 PM
11	Costs keep going up but don't receive any more benefits. Basically all we get is garbage pickup and snow lowing.	7/14/2025 12:37 PM
12	Huge increases with little reward. Virtually no return from the region on taxes collected. We should be prorated to be paying only for services provided, let the city cover the cost of the city. We should have the option to opt out of paying for public school, those of us paying for a real education in private school, and those without children should not have to pay into a broken system for grooming and exploiting children.	7/12/2025 12:49 PM
13	I feel I get decent quality of services regularly for the price.	7/12/2025 10:36 AM
14	There is no water or sewage service to our farm, despite paying taxes almost equal to major cities.	7/11/2025 7:12 PM
15	My tax bill appears to be significantly higher than my peers when I look at real estate listing in west lincoln. Paying more than double the average and more than the houses I see for sale makes no sense	7/11/2025 8:52 AM
16	The Township provides very good services with a small assessment base	7/10/2025 4:53 PM
17	The basics are covered but not a lot of extras	7/10/2025 2:35 PM
18	Probably good: what kind of protection services are needed, and for what? Since we have a regional police department. I'm happy with the library.	7/10/2025 2:05 PM
19	Roads need repair, security/crime	7/9/2025 7:46 PM
20	MORE OF THE TAX MONIES SHOULD BE SPENT IN WEST LINCOLN, TO REDUCE MAINTENCE COSTS EG. GRAVEL ROADS/POT HOLES ETC	7/9/2025 2:00 PM
21	Local government tries to do too many things. Stick to improving core services.	7/9/2025 9:20 AM

# Township of West Lincoln 2026 Budget Survey

Schedule A to Report T-14-2025

22	Rural areas do not receive the same benefits as the town center. No water, sewers, street lights, the last to have snow plowed and grass on the side of the roads cut. Maintenance of our roads are neglected and the outreach to the rural community is nonexistent.	7/9/2025 8:43 AM
23	There are opportunities to improve in some areas.	7/8/2025 11:02 PM
24	All levels of government bother me. They take our money and use a small portion of it on stuff necessary and spend it on useless stuff	7/8/2025 9:23 PM
25	My street has not been paved, our street light was out for over a year. The snow plow rips up our street and front lawn. I have contacted Town Hall and no one cares!	7/8/2025 9:12 PM
26	Have not seen any improvements and am unhappy with the budget allocation and increase in tax rates during economic hardship.	7/8/2025 6:49 PM
27	Have had interaction with town hall for building permit once and it was fairly smooth. Otherwise, other than well maintained major roads, there is little I can obviously understand or see to be of benefit to me for over \$3G per year. However, glad it helps others e.g. beautiful schools.	7/8/2025 5:47 PM
28	Hiring spree	7/8/2025 4:38 PM
29	I think you're doing a good job.	7/8/2025 3:32 PM
30	The municipality is well cared for.	7/8/2025 9:40 AM
31	We live on a rural road and don't see the benefits of a lot of the dollars that are spent. As such, we would rather see our taxes go down instead of up.	7/8/2025 8:25 AM
32	Every year the taxes continue to go up, I don't see the value in the money spent on taxes. There needs to be better evaluation done before always going to the tax payer.	7/8/2025 8:05 AM
33	There is always room for improvement but generally things are well maintained and available when I need them.	7/8/2025 7:56 AM
34	Without knowing what the 32% of taxes go towards within the township I can't say where it may be used towards more of	7/8/2025 6:33 AM
35	No serious complaints	7/8/2025 6:00 AM
36	The survey ponds get no maintenance and looks like a dump	7/7/2025 10:00 PM
37	We pay so much for police services and yet crime rates are increasing and yet you put up speed cameras to penalize law-abiding citizens who occasionally speed. It's a waste of tax dollars!	7/7/2025 6:20 PM
38	We need upgraded roads!	7/7/2025 5:14 PM
39	Overall I am satisfied with how my taxes are being allocated.	7/7/2025 3:26 PM
40	We love our winter road clearing and our garbage and recycle collection. They both do such a great job and are clearly working hard to not let the schedule fall behind.	7/7/2025 8:45 AM
41	N/A	7/6/2025 10:28 PM
42	Very high taxes for very little service	7/6/2025 4:28 PM
43	I think that some councillors and the Mayor are cognisant of the tax payers ability to pay for services	7/6/2025 9:48 AM
44	Community centres are good, fire stations upgraded, township roads are plowed well.	7/6/2025 8:24 AM
45	I don't have all municipal services and I've had significant increases. Major property tax difference just one street over.	7/6/2025 8:14 AM
46	Always room for improvement I like the way drainage ponds in other municipalities are pretties up as park like areas...the one at Dennis and St Catherine's is disgusting if it's supposed to be "natural" it's ugly. Also not a fan of the crosswalk lights at Dennis and elsewhere in Niagara. People simply don't see them well enough and finally....whether it's the region gauging municipalities or what..... \$4400 a year for a small townhome is kind of steep for taxes already Would like to see some better walking trails/bike trails. Make something scenic and relaxing. See North Bay in West Ferris....from their overpass.....nothing dazzling to walk by but	7/5/2025 8:04 PM

# Township of West Lincoln 2026 Budget Survey

Schedule A to Report T-14-2025

beautiful well maintained bike/walk trail.....see Peterborough from Lakefield down Otonabee river. We need something nice to get people out in this municipality and not feel we have to go elsewhere

47	Stop bleeding us dry. Resign	7/5/2025 6:52 PM
48	Other then the gravel road we live on being graded and snowplowed we don't get any other value from the town.	7/5/2025 11:26 AM
49	We are small town so it is hard difficult to provide for all interests so a decent job has been done. We have a lot of roads so they are surprisingly maintained okay.	7/5/2025 8:31 AM
50	Still new to area and looking forward to any positive changes. So far its been a beautiful place to live.	7/5/2025 7:01 AM
51	Have been satisfied with services to date	7/5/2025 5:28 AM
52	While I do not benefit from all of the municipal services that are provided, I am satisfied with the services that are provided at the municipal level.	7/5/2025 12:07 AM
53	Taxes always are getting raised significantly without meaningful increases in service. We need to find a way to do better with less waste.	7/4/2025 4:47 PM
54	Live in rural area do not use some items that are listed should not have to pay these fees	7/4/2025 4:32 PM
55	Live in Caistor Centre on a dirt Road with water trucked in. No street lights and garbage pick every two weeks.	7/4/2025 4:25 PM
56	What are we getting that we aren't already paying for? Some programs at the library can be cut instead of having something all the time. We actually think that the hours can be reduced. We also don't want the town to grow beyond its means so basic is best.	7/4/2025 2:14 PM
57	We just don't get to see results of what's being spent	7/4/2025 10:50 AM
58	Issues with garbage collection. Road quality on rr20 is poor.	7/4/2025 9:52 AM
59	Very few complaints	7/4/2025 9:46 AM
60	I have no sewer/water, and no sidewalks, I get minimal services from region and local yet pay big taxes.	7/4/2025 9:14 AM
61	Have sky rocketed the last 3 years and services have declined ie snow clearing garbage collection events	7/4/2025 8:30 AM
62	Could be worse	7/3/2025 8:36 PM
63	Too much spending on frills. Home budgets have tightened, no room for frills. Town should follow suit.	7/3/2025 7:08 PM
64	I feel we pay too much for the minimal service we receive. When there's an election no one even comes out here to tract. No one cares about the outskirts. You just want our money.	7/3/2025 6:47 PM
65	We live on a gravel road and must travel over 1 km either way to reach pavement. Conditions are very hard on our vehicles and we would like to see it get paved. Other than that, we really appreciate our services.	7/3/2025 4:03 PM
66	Overall good services. Seems to be less grass cutting on rural roads.	7/3/2025 3:44 PM
67	There can always be improvements and we should always be looking for them	7/3/2025 3:20 PM
68	Tree on our blvd has needed replacement for over 5 years. Nobody does nothing about it. When I ask town workers they draw a blank.	7/3/2025 3:08 PM
69	Taxes are very high, fixed income. And it does not climb.	7/3/2025 2:58 PM
70	Not sure what value I would be expecting.	7/3/2025 1:41 PM
71	I don't believe we needed to be spending our tax money on new areas and sports complex...An indoor pool would have been nice and something we did not have access to already	7/3/2025 1:41 PM
72	I would like more money towards in-town safety and walking areas.	7/3/2025 11:12 AM
73	I'm not sure	7/2/2025 4:40 PM

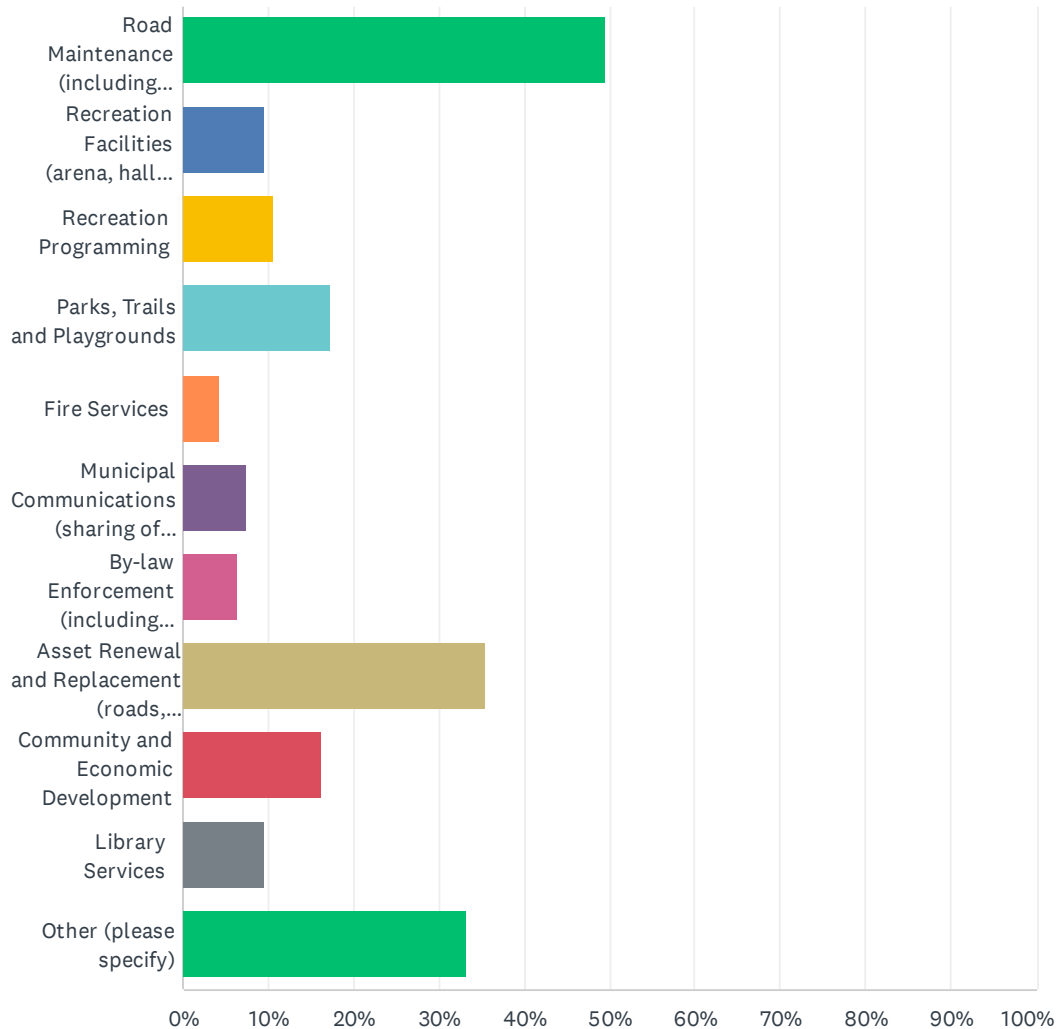
# Township of West Lincoln 2026 Budget Survey

Schedule A to Report T-14-2025

74	My property tax went up \$100 and as someone with no children I feel I have no benefit from it.	7/2/2025 8:02 AM
75	All we use is the garbage and expect the roads to be plowed. Our road was redone recently and it is shit...	7/1/2025 6:12 PM
76	There needs to be more financial services added to the fire department. With the growth of the township there needs to be better equipment to serve our community. This also includes infrastructure of utilities to upgrade services to the town, having hydro outages in this age is something that can be avoided by having better services for our community as a whole.	7/1/2025 3:43 PM
77	Snow plows speed excessively on our street. Well in excess of the posted limit of 50 km/h throwing rocks at my cars and because they are going so fast a lot of the snow falls back on the street after the truck passes	7/1/2025 8:05 AM
78	Very satisfied with the service level of the township	6/30/2025 1:14 PM
79	Nice small town, needs more services and amenities	6/29/2025 11:19 AM
80	You are doing a good job	6/28/2025 11:26 PM
81	We aren't as heavily burdened -yet- as other communities by taxes. Please don't take this as a challenge and give yourselves raises or anything stupid like that.	6/28/2025 3:04 PM
82	We have had little to no development - housing increases in West Lincoln This has increased the taxes in this community. In order to increase the tax base we need to increase the properties where this comes from. Get some of the bigger projects going with shovels in the ground and actual homes being built.	6/28/2025 7:27 AM
83	Good but should be better with high cost	6/27/2025 8:34 PM
84	Snow removal is well organized and done quickly. Waste removal is good and the town is well maintained. A lot for rec activities are provided	6/27/2025 1:01 PM
85	The town of Smithville looks beautiful. Looks like a lot of our tax dollars goes there. Not fair.	6/27/2025 12:41 PM
86	We are in a rural area. We get our gravel road graded periodically when the potholes get too bad. We do get the snow plowed as necessary.	6/27/2025 11:37 AM
87	I don't pay West Lincoln taxes.	6/27/2025 8:22 AM
88	Mix of foresight/planning, maintenance and services	6/27/2025 6:13 AM
89	I particularly appreciate snow removal on our sidewalks	6/26/2025 5:49 PM
90	The only service in town that I have used is roads. I do not count police (reporting stolen vehicle) as a Town service. I don't even use garbage - I have my own service.	6/26/2025 4:55 PM
91	Taxes are very high and increasing by \$400 for the last half of 2025.	6/26/2025 4:21 PM
92	I feel as though our property tax is high considering we are self-sufficient with our water and with our sewage clean out. It is pushing 9000 a year and we are rural however, I also feel it's fair because I know what smaller HOMES with smaller properties are paying so that's why I'm kind of in the middle.	6/25/2025 6:54 PM
93	I can't give excellent as I feel the programming at the rec center is lacking.	6/25/2025 4:09 PM

## Q7 Select two (2) service areas where you would like to see improvements, and therefore more tax dollars spent.

Answered: 93 Skipped: 74





# Township of West Lincoln 2026 Budget Survey

Schedule A to Report T-14-2025

ANSWER CHOICES	RESPONSES	
Road Maintenance (including winter road maintenance)	49.46%	46
Recreation Facilities (arena, halls, sports fields, etc.)	9.68%	9
Recreation Programming	10.75%	10
Parks, Trails and Playgrounds	17.20%	16
Fire Services	4.30%	4
Municipal Communications (sharing of information and updates)	7.53%	7
By-law Enforcement (including parking enforcement and animal control)	6.45%	6
Asset Renewal and Replacement (roads, bridges, facilities, etc.)	35.48%	33
Community and Economic Development	16.13%	15
Library Services	9.68%	9
Other (please specify)	33.33%	31
Total Respondents: 93		

#	OTHER (PLEASE SPECIFY)	DATE
1	Recreational facilities, programming, parks, trails and playgrounds	7/24/2025 1:44 PM
2	The Answer is in the Question Why do more tax dollars need to be spent to improve services???	7/21/2025 9:47 AM
3	There's a major tick problem in west Lincoln, something needs to be done to resolve this problem !	7/17/2025 8:26 AM
4	Some form of transportation for those in town unable to get out unassisted.	7/12/2025 12:49 PM
5	Most important Water and sewage services to all residents in West Lincoln/Fenwick area	7/11/2025 7:12 PM
6	Other than road services, all others are services i pay for, but do nit benefit from. Winter road maintenance is amazingly good in west lincoln.	7/11/2025 8:52 AM
7	I value asset renewal as the most critical investment area, without assets it's difficult to provide services. I would like to see more recreation programming, however , I don't believe taxed have to rise to meet this goal. I am looking to expand the paid recreational programming, where the user pays.	7/10/2025 4:53 PM
8	Crime prevention	7/9/2025 7:46 PM
9	Police Services	7/9/2025 8:43 AM
10	None. Stop spending	7/8/2025 6:49 PM
11	None, please don't increase the spending of tax dollars! We are paying \$8800 per year in taxes and get very few services for that, feeling like we footing a disproportionate part of the tax bill for others.	7/8/2025 8:25 AM
12	With in the township where is the money spent? Where is the breakdown of the money spent on the categories above?	7/8/2025 8:05 AM
13	I'm pretty happy with how things are.	7/8/2025 7:56 AM
14	Bring a pool to Smithville and more programming for kids like what city of Hamilton does	7/7/2025 10:00 PM
15	Police services to help lower theft and property damage And paying off the debt we have.	7/7/2025 6:20 PM
16	None. Services are a joke. Give us a tax rebate. Lower taxes.	7/5/2025 6:52 PM
17	More sidewalks for safety I always see people walking and running along the gravel road	7/5/2025 7:01 AM

# Township of West Lincoln 2026 Budget Survey

Schedule A to Report T-14-2025

18	I did not want to pick 2 options obligated in order to submit survey, None I think should be utilizing what we are already paying considering you build more houses that increases the revenue why should we have to keep paying more cannot keep up with this charges	7/4/2025 4:32 PM
19	none	7/4/2025 9:14 AM
20	Cut the free programs those who use them can pay for it	7/4/2025 8:30 AM
21	Tell my neighbors to clean up there yard	7/3/2025 8:36 PM
22	Policing	7/3/2025 2:58 PM
23	The corner by Giant Tiger needs a stoplight and a pedestrian walk. Anyone living in the opposite side, south side, risks their life to cross the street. We are fortunate to have essential stores in that strip mall. It's great that the mall is within walking distance for so many residents. Walking there eliminates some if the traffic congestion. However, one stop sign at that busy corner is not enough.	7/3/2025 11:12 AM
24	Somewhere for dogs	7/2/2025 8:02 AM
25	Law enforcement, theft is becoming an issue. A community with parks and green space including trails allows outdoor activities affordable to all as well as creating an attractive and inviting community.	6/28/2025 3:04 PM
26	Other - Infrastructure to build more to increase the budget. Community and Economic Development - The community part of this I am seeing has lots to offer. Where is the Economic Development. Perhaps a Partner arrangement with the Chamber of Commerce to increase visibility of this great community would be an option.	6/28/2025 7:27 AM
27	Bring some beauty to St. Ann's. I have lived in the townn nd it still looks unattractive. Paid over 30 years in taxes and all we get is asphalt thrown in some holes on the road, and snow removal and that's it.	6/27/2025 12:41 PM
28	I would like to see an update on the interactive mapping data that west lincoln currently has. Many other municipalities use the same mapping system but there's are way more advanced and user friendly.	6/27/2025 8:22 AM
29	Designated biking routes throughout the township - both urban and rural - that provide safe, year round biking opportunities that are isolated from traffic for both commuting and recreational purposes.	6/27/2025 6:13 AM
30	Public child care so that all families in West Lincoln, and in Ontario of course have access to child care.	6/25/2025 6:54 PM
31	I think funds need to be aside for renewal of assets. I would like to see better recreation programming, but I don't think more tax dollars are needed. .	6/25/2025 4:09 PM

## Q8 Please explain the reasons for why you believe more tax dollars should be spent on these two (2) service areas.

Answered: 93 Skipped: 74

#	RESPONSES	DATE
1	Libraries are the heart of our communities.	7/24/2025 1:44 PM
2	Pool - kids swimming lessons for residents. Sidewalk - Townline Rd towards Leisureplex. Grocery - low-budget store. Giant Tiger = (checkmark)	7/24/2025 1:40 PM
3	I would like Smithville to be an attractive and well serviced Town with facilities for my kids. Investment at leisureplex, pool, sidewalks from Town to Leisureplex.	7/24/2025 1:36 PM
4	Run the operation like it's your own business own money!! It's called Accountability	7/21/2025 9:47 AM
5	Both are very important for the safety of our community. I'd like more police too, but I know that's a regional issue. Community safety is of #1 importance!	7/17/2025 4:28 PM
6	We do not have not foot walks and long trails would really like to have something here. Also snow removal needs improvement	7/17/2025 1:38 PM
7	I live on a mud road, no stone! Hardly walkable in the spring! Lived here 40 years - still the same pot holes + mud!! 2 bridges in (near) Caistorville in DIRE repair and many smaller bridges on side roads in Caistor!! Smithville seems to have no issues with new beautiful bridges and road maintenance!	7/17/2025 9:42 AM
8	Reasons are obvious	7/17/2025 8:26 AM
9	Both of these are so important for a growing, health community	7/15/2025 10:08 AM
10	The amount of wasted dollars spent on over valued projects or inefficiencies is enough to offset any future taxes raises. Spend the money better, negotiate better contracts and departments to resuce waste.	7/14/2025 6:56 PM
11	The longer they go unrepaired the more expensive it will be to repair them.	7/14/2025 12:37 PM
12	Our rec programs are abysmal, and our growing senior population is struggling to be able to stay where they've always been.	7/12/2025 12:49 PM
13	The roads are well kept but need to be constantly maintained due to farm equipment and snow plow damage. Communication and updates are required to keep residents aware of changes or requirements efficiently and on a regular timeline.	7/12/2025 10:36 AM
14	Water and Sewage service is essential to all	7/11/2025 7:12 PM
15	I believe we should spend less, not more.	7/11/2025 8:52 AM
16	I believe reserve transfers for asset renewal is the only reason taxes should go up.	7/10/2025 4:53 PM
17	Better services and activities for young people is important as the town grows	7/10/2025 2:35 PM
18	It's a good idea to invest in promoting business and maybe filling the odd pothole or two.	7/10/2025 2:05 PM
19	Everyone should feel safe and be able to walk and enjoy the area.	7/9/2025 7:46 PM
20	MAJOR INFRASTRUCTURE FOR INDUSTRY AND RESIDENCE.	7/9/2025 2:00 PM
21	Provide places for the public to hike, play and enjoy nature. West Lincoln is better than most local towns at maintaining roads but it could be better.	7/9/2025 9:20 AM
22	Safety of the community should be first and foremost	7/9/2025 8:43 AM
23	Sheds are needed at the playground on Dennis Drive/Jayla Lane. During summer, it's hard to use it without sheds. There's no shade even though benches have been put.	7/8/2025 11:02 PM

# Township of West Lincoln 2026 Budget Survey

Schedule A to Report T-14-2025

24	I don't think this level of Government needs to worry about much other than roads and making the town look nice.	7/8/2025 9:23 PM
25	We have no programs for kids in the town. An outdoor pool would be beneficial. Our streets are like washboards, potholes and deep dips.	7/8/2025 9:12 PM
26	More tax dollars should be in the pockets of the residents right now. We're struggling to make ends meet.	7/8/2025 6:49 PM
27	1) Excellent major roads but many side streets are badly deteriorating. 2) there should be more bike friendly paths on the roads to reach off road trails etc.	7/8/2025 5:47 PM
28	Snow removal slow. Tax revenue required	7/8/2025 4:38 PM
29	Roads and bridges are the only way to get around in our township. The more upgrades and repairs done, the less wear and tea on my vehicles.	7/8/2025 3:32 PM
30	Communication is key to the constituents.	7/8/2025 9:40 AM
31	I believe that there should be cuts instead of increases.	7/8/2025 8:25 AM
32	The township needs to budget with the money they have, not continue to push for more and more tax dollars. I don't get any more money to budget with.	7/8/2025 8:05 AM
33	Would like to see reduced fees so more people can participate especially kids programs and health for all. I'd love a pool but understand that it doesn't fit into the budget.	7/8/2025 7:56 AM
34	Understanding most roads are regional but there is a lot of side street roads that need repairs and or replaced	7/8/2025 6:33 AM
35	We need more options for everyone.	7/8/2025 6:00 AM
36	Swimming benefits all age groups. And progress for the kids will keep them busy. Entertained and off the streets a	7/7/2025 10:00 PM
37	It would be best to nip in the bud debt, when we have a tariff war and people can barely afford their regular groceries, let alone property taxes. We should not be increasing more of the fun programs when we could be paying off more of our principal debt and tightening our belts so that our property taxes don't increase again! Also, the increase in crime like theft, breaking and entering, property damage and illegal drug trafficking should also be dealt with before we punish people with speeding tickets from speed cameras	7/7/2025 6:20 PM
38	We live in extreme boundaries of West Lincoln. (Btwn Caistorville Rd and Westbrook Rd) Rural residents deserve better road maintenance etc. Most of the tax dollars are spent in town, although property taxes are comparable btwn rural and town rates. We don't need sidewalks, but we do need gravel on our concession roads!!	7/7/2025 5:14 PM
39	West Lincoln is a fast growing community and the township needs to look into the future and plan ahead for this growth.	7/7/2025 3:26 PM
40	It would be lovely to see a more special small town feel in Smithville. Maybe draw in some specialty shops and have nice summer hanging planters etc. Library- you can never have too many books! And we do live the library already.	7/7/2025 8:45 AM
41	Investing in road maintenance and infrastructure renewal is critical to keeping the local economy moving. Safe, reliable roads are essential for commuting to work, transporting goods, and accessing emergency services. These improvements protect long-term public safety and reduce the need for costly emergency repairs down the line.	7/6/2025 10:28 PM
42	I am continually finding roads in poor shape or not maintained or continual states of being repaired and out of service	7/6/2025 4:28 PM
43	We have a need for economic development in the area to provide jobs for residents	7/6/2025 9:48 AM
44	I think those two reasons bring sustainability to west lincoln.	7/6/2025 8:24 AM
45	The condition of these areas.	7/6/2025 8:14 AM
46	More of existing budget don't need a bigger budget.	7/5/2025 8:04 PM
47	Less taxes	7/5/2025 6:52 PM

# Township of West Lincoln 2026 Budget Survey

Schedule A to Report T-14-2025

48	More tax money could be spent on maintaining roads, checking on bridges but only by allocating not paying more taxes	7/5/2025 11:26 AM
49	The library has never actually had a lot of books and so often have to use a different reading service to get books. Would be nice to see some scenic hiking trails like elsewhere in the region.	7/5/2025 8:31 AM
50	Safety and indoor pool for swimming lessons	7/5/2025 7:01 AM
51	These are two ongoing needs in our community	7/5/2025 5:28 AM
52	Essential services such as infrastructure must be supported ahead of the non-essentials, given that our tax bills are rising faster than our incomes...something's got to give or we will have to leave here.	7/5/2025 12:07 AM
53	Hopefully attracting more business and jobs to the area can increase the wealth of the community as a whole. And investment into infrastructure to help support the businesses in the community will attract more.	7/4/2025 4:47 PM
54	None should eliminate or adjust to keep fees from increasing for home owners	7/4/2025 4:32 PM
55	Roads are mostly patches out our way. Need more recreational programs to keep kids out of trouble	7/4/2025 4:25 PM
56	Practical items.	7/4/2025 2:14 PM
57	The community is growing and we need more facilities for our residents to enjoy	7/4/2025 10:50 AM
58	Response time is slow majority of the time for fire to rural areas. The road is falling apart and being patched together poorly.	7/4/2025 9:52 AM
59	Rural roads are full of potholes and patchy surface touch ups quickly are worn down. The library is an important educational and community hub.	7/4/2025 9:46 AM
60	I cannot think of an area that needs more \$ spent you made me pick 2` why?	7/4/2025 9:14 AM
61	No one can afford their taxes anymore	7/4/2025 8:30 AM
62	Because it is a dump	7/3/2025 8:36 PM
63	Necessary requirements	7/3/2025 7:08 PM
64	Too many pot holes and I don't even know where there's a library near me.	7/3/2025 6:47 PM
65	See my first comment regarding our gravel road.	7/3/2025 4:03 PM
66	Roads seem to be patched a lot rather than replaced. Bylaw enforcement is not very visible.	7/3/2025 3:44 PM
67	Maintenance is crucial to avoid expensive repairs. Libraries are vital for communities as they provide a valuable service and access for many to important services	7/3/2025 3:20 PM
68	Need more walking paths and more communication from municipality about future plans for surveys started.	7/3/2025 3:08 PM
69	At night cars are parked both sides of the streets Oakdale blvd. And on weekends. Never see police.	7/3/2025 2:58 PM
70	More inspections on infrastructure so repair/replacement can be planned for.	7/3/2025 1:41 PM
71	infrastructure is always the last thing to be addressed it is always when repairs end up costing far more because they have been neglected . The Library is the heart of the town it is vital for its programmes -for young and old- and access to books and other books and references is so very important.	7/3/2025 1:41 PM
72	Safety for drivers, walking residents, children and cyclists.	7/3/2025 11:12 AM
73	We need more for our kids and teens to do here instead of going out to st Catherine's or even to grimsby. Our economy and our community needs more here in Smithville	7/2/2025 4:40 PM
74	Roads are awful and I have no fenced in park I can bring my dog	7/2/2025 8:02 AM
75	Well I'm in Wellandport and we are forgot about	7/1/2025 6:12 PM

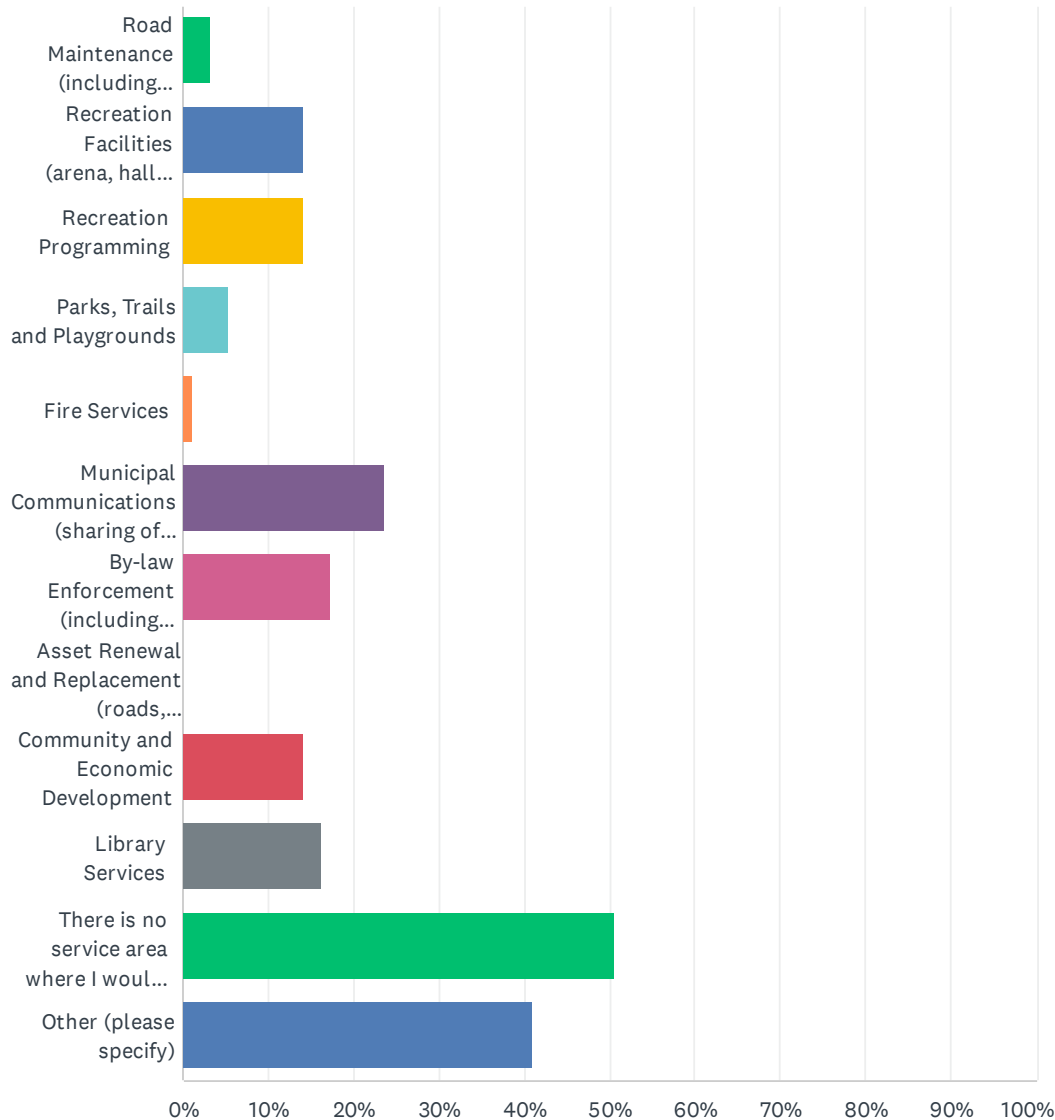
# Township of West Lincoln 2026 Budget Survey

Schedule A to Report T-14-2025

76	Again with the infrastructure that is coming and the development of our town more services are required	7/1/2025 3:43 PM
77	See note above concerning snow plowing.	7/1/2025 8:05 AM
78	Bylaw enforcement is important to maintain safe, liveable communities. West Lincoln is a very vehicular travel dependent municipality and well maintained roads are important	6/30/2025 1:14 PM
79	Needs an outdoor pool also other services and amenities for youth and young families	6/29/2025 11:19 AM
80	Some road need some love and town and we need some more bylaw enforcement in town due to over night street parking	6/28/2025 11:26 PM
81	Everyone on our street now has the need for cameras. Our dog protected my disabled husband from someone entering through the back yard when I left for work. Children playing outdoors are healthier than when inside 24/7 and mid income families cannot afford to attend most organized sports in facilities.	6/28/2025 3:04 PM
82	You need to increase the amount of tax dollars so that you can spend more on every part of needed services in this community. Increase the home building and population and you will see an increase in the budget.	6/28/2025 7:27 AM
83	Long term payoff for everyone	6/27/2025 8:34 PM
84	It would be great to have a pool in smithville and some programs for mothers and babies	6/27/2025 1:01 PM
85	We don't have even one public garbage can or a bench. Lots of times the grass is overgrown on the St. Ann's road bridge. Looks disgraceful. Smithville has enough frills. Also, there are the ever present holes on the road by the train track. The town or the CPR both claim no responsibility. If they look like that when the road gets replaced, people will be annoyed and it will look ridiculous seeing those same potholes. Other roads with a CPR train track where there has been potholes have been fixed!	6/27/2025 12:41 PM
86	On Caistorville Road, the bridge in the area between Concession 2 and 3 has been narrowed because the concrete guard rails need to be replaced. This makes the bridge more dangerous for anyone who might choose to walk across it (like me).	6/27/2025 11:37 AM
87	As per the description above	6/27/2025 8:22 AM
88	Biking can be expected to grow significantly, as cultural norms expand beyond a car-centric means of transportation. Technology has provided a means to accelerate this growth. We need safe ways to commute to grocery stores, medical appointments, shopping, as well as safe means for younger children and seniors to ride independently of traffic concerns. Riders need a designated rural route that circles the township and provides access to urban centres, and recreation. Examples: my mother in law lives in Smithville in her own home but has no means of getting a few groceries or picking up a prescription without using a car, despite very short travel distances. My grandchildren attending elementary school cannot get to school safely other than a car despite being only a couple hundred meters to travel. Recent road improvement projects has demonstrated that there is zero thought or consideration in the planning process that encourages a bicycle centric culture. Given future population growth and urban expansion, the opportunity to include safe biking will help relieve traffic, and make our small community an attractive place to live, work and play. This planning opportunity is now before it's too late, or too expensive to implement. We need to go beyond simply painting a few lines on a road and thinking biking is now a safe and attractive means of travel.	6/27/2025 6:13 AM
89	Personal quality of life / active lifestyle and a focused strategic and proactive effort to attract businesses will help bring businesses here and increase the appeal for potential residents to move to West Lincoln	6/26/2025 5:49 PM
90	With building infrastructure and fostering programs to entice business to relocate, you then build a tax base to lessen the burden on this essential all rural resident payers.	6/26/2025 4:55 PM
91	Too much patch work on county and town roads. A dog park would be a very good use of some of the sportsplex property.	6/26/2025 4:21 PM
92	I explained above	6/25/2025 6:54 PM
93	Assets are needed to provide services, they need to be taken care of.	6/25/2025 4:09 PM

## Q9 Select two (2) service areas where you would like to see services reduced, and therefore fewer tax dollars spent.

Answered: 93 Skipped: 74





ANSWER CHOICES	RESPONSES	
Road Maintenance (including winter road maintenance)	3.23%	3
Recreation Facilities (arena, halls, sports fields, etc.)	13.98%	13
Recreation Programming	13.98%	13
Parks, Trails and Playgrounds	5.38%	5
Fire Services	1.08%	1
Municipal Communications (sharing of information and updates)	23.66%	22
By-law Enforcement (including parking enforcement and animal control)	17.20%	16
Asset Renewal and Replacement (roads, bridges, facilities, etc.)	0.00%	0
Community and Economic Development	13.98%	13
Library Services	16.13%	15
There is no service area where I would like to see services reduced	50.54%	47
Other (please specify)	40.86%	38
Total Respondents: 93		

#	OTHER (PLEASE SPECIFY)	DATE
1	NA	7/24/2025 1:44 PM
2	NA	7/24/2025 1:40 PM
3	NA	7/24/2025 1:36 PM
4	That's the job of Management the mayor and council If they can't make there department perform- get someone who can 🙏	7/21/2025 9:47 AM
5	No reductions! This town is a lovely small community!	7/17/2025 4:28 PM
6	None	7/17/2025 1:38 PM
7	N/A	7/17/2025 9:42 AM
8	No reductions	7/17/2025 8:26 AM
9	Any government assisted programs should have funds reduced or cut.	7/14/2025 6:56 PM
10	Council wages and regional tithe.	7/12/2025 12:49 PM
11	no other	7/12/2025 10:36 AM
12	As above that I don't want any service reduced. This survey insisted I tick off two boxes.	7/10/2025 2:05 PM
13	ALL SERVICES ARE NECESSARY, USE MONEY WISELY.	7/9/2025 2:00 PM
14	We need to keep what we have and make it better.	7/9/2025 8:43 AM
15	N/A	7/8/2025 11:02 PM
16	Allocating money to future projects.	7/8/2025 6:49 PM
17	Police services considering poor coverage should cost less which should be discussed with the region	7/8/2025 4:38 PM
18	See above.	7/8/2025 3:32 PM
19	The township needs to live within the budget they have and not look for more reasons to increase taxes to the residences and people. We are taxed enough.	7/8/2025 8:05 AM



# Township of West Lincoln 2026 Budget Survey

Schedule A to Report T-14-2025

20	Seems that you are making good decisions.	7/8/2025 7:56 AM
21	Education	7/7/2025 6:20 PM
22	There is no area that comes to mind.	7/7/2025 3:26 PM
23	Na	7/7/2025 8:45 AM
24	Your salaries	7/5/2025 6:52 PM
25	Slow down on the bureaucracy help the community build instead of holding the community back. We need checks and balances in place but we also need homes and growth through allowing people to build up their lives in the area.	7/4/2025 4:47 PM
26	Niagara regional housing why should we be paying this , what are protections we protection service charges ? We already pay police ?	7/4/2025 4:32 PM
27	Just the one area	7/4/2025 4:25 PM
28	you made me pick 2	7/4/2025 9:14 AM
29	Too many cops around	7/3/2025 8:36 PM
30	Charge the users of these facilities why should we compensate for something we never use	7/3/2025 2:58 PM
31	I have put this answer a few times but survey monkey gets rid of it and redirects me. 🙄	7/3/2025 11:12 AM
32	We need all we can get	7/2/2025 4:40 PM
33	No areas I would like to see services reduced	6/30/2025 1:14 PM
34	N/A	6/29/2025 11:19 AM
35	Just make St Ann's look more attractive and the train track pot holes removed when the road gets redone this year PLEASE	6/27/2025 12:41 PM
36	All the areas are necessary for a healthy community.	6/27/2025 11:37 AM
37	Do not contribute to Niagara Regional Transit - it is a waste of our money as we are 99.9% vehicle based population.	6/26/2025 4:55 PM
38	I don't think additional tax dollars should be spent on economic development, our Township is too small.	6/25/2025 4:09 PM

## Q10 Please explain the reasons for why you believe fewer tax dollars should be spent on these two (2) service areas?

Answered: 93 Skipped: 74

#	RESPONSES	DATE
1	NA	7/24/2025 1:44 PM
2	Speed cameras no thanks. Sidewalk to Leisureplex to increase safety instead.	7/24/2025 1:40 PM
3	No areas should be reduced	7/24/2025 1:36 PM
4	See all above answers	7/21/2025 9:47 AM
5	I do not want to see less tax dollars spent. If anything- I'd like to see a small user fee for schools ( geared to income perhaps) then divert tax dollars to other areas,.	7/17/2025 4:28 PM
6	None rest are good.	7/17/2025 1:38 PM
7	N/A	7/17/2025 9:42 AM
8	There should be no reductions	7/17/2025 8:26 AM
9	I really don't care about enforcement.... I'd rather have a thriving community than give people tickets for parking on the road at night	7/15/2025 10:08 AM
10	The amount of wokeness and inefficiencies withing all levels of government is apparent. You would never run your own house like the government runs this country or regional towns.	7/14/2025 6:56 PM
11	Not likely get used enough to justify expense.	7/14/2025 12:37 PM
12	Council is clearly either incompetent or getting a kickback from developers, and either way not worth what they're making. As stated earlier in this survey, the region is fleecing us and giving nothing in return.	7/12/2025 12:49 PM
13	no services reduced	7/12/2025 10:36 AM
14	Tax dollars should be spent on essential services, in current times.	7/11/2025 7:12 PM
15	We built the amazing facility already. Libraries are available in public schools and used by a seriously small number of west lincoln residents.	7/11/2025 8:52 AM
16	I don't want to see reductions in service levels. However, I do not support tax dollars being spent on an economic development position, we don't have the assessment base to support that right now.	7/10/2025 4:53 PM
17	Communication can be moved to mostly online and by-law enforcement should be restricted to absolutely necessary activities.	7/10/2025 2:35 PM
18	Because I do not want a service cut. I'm not an auditor.	7/10/2025 2:05 PM
19	NA	7/9/2025 7:46 PM
20	ALL SERVICES ARE NECESSARY FOR THE BENEFIT OF THE COMMUNITY. PERSONS ON A FIXED INCOME ONLY HAVE SO MUCH MONEY TO SPEND...USE IT WISELY.	7/9/2025 2:00 PM
21	The municipal government does not have to be all things to all people. Stick to core services to keep taxes down.	7/9/2025 9:20 AM
22	No service areas should be reduced!	7/9/2025 8:43 AM
23	N/A	7/8/2025 11:02 PM
24	Less is more	7/8/2025 9:23 PM
25	N/A	7/8/2025 9:12 PM

# Township of West Lincoln 2026 Budget Survey

Schedule A to Report T-14-2025

26	Because residents are struggling to pay bills. We need a temporary reduction in tax rates until the economy is corrected.	7/8/2025 6:49 PM
27	This survey came by mail. Citizens could register for notices by email and save such paper costs?	7/8/2025 5:47 PM
28	N/A	7/8/2025 4:38 PM
29	I don't.	7/8/2025 3:32 PM
30	Use less salt in the winter.	7/8/2025 9:40 AM
31	Library funds could be spent better by removing "woke" programming and gender ideology from the shelves and recreational programming can be more of a user pay system to lower burden on people that don't have the ability to use it.	7/8/2025 8:25 AM
32	How about looking for more ways to limit the budget and look for ways to decrease the budget? I have been paying property taxes for 53 years and never seen them stay the same or go down?	7/8/2025 8:05 AM
33	Everyone would like to pay less taxes but we also want services so we have to pay! Increasing the business tax base might help.	7/8/2025 7:56 AM
34	We have a new Library and parks with a splash pad. We could use a retirement or old aging residence homes. We have to keep in mind they paid their taxes and should have affordable and quality old age home care	7/8/2025 6:33 AM
35	Na	7/8/2025 6:00 AM
36	Library offer little to no programming for kids. Waste of space.	7/7/2025 10:00 PM
37	Library services should not offer as many clubs as they do - libraries are for books and education, not fan clubs. I also don't like the age restrictions on certain clubs - it makes it very segregated. Also, our public education system is not worth the money it has - private schools in the area are doing a much better job of educating youth with less money.	7/7/2025 6:20 PM
38	All listed choices are necessary for thriving communities.	7/7/2025 5:14 PM
39	N/A.	7/7/2025 3:26 PM
40	NA	7/7/2025 8:45 AM
41	While recreational programming and municipal communications are valuable, they may be more flexible in terms of scaling back compared to critical infrastructure and safety services. Essential services like road maintenance, fire services, and asset renewal are foundational to public safety, transportation, and the economy. Reducing them could create long-term costs and risks that outweigh short-term savings.	7/6/2025 10:28 PM
42	Why do I need to support services for a recreation centre I do not use since I do not live in Smithville.	7/6/2025 4:28 PM
43	I haven't said there needs to be a reduction	7/6/2025 9:48 AM
44	I don't know the demographics in regards to age as well as I used too, but my guess there is more seniors than families with children. Families with children merely advocate louder. I see a more multicultural and diverse citizenship here so inclusive sustainability I feel would be great.	7/6/2025 8:24 AM
45	Low utilization.	7/6/2025 8:14 AM
46	Region should tend to most of that with municipal input	7/5/2025 8:04 PM
47	Overpaid useless cucks	7/5/2025 6:52 PM
48	None of these services benefit residents who live in the corners of the township and don't make many trips into Smithville to use the arena, walking track or leisure plex- in fact it's a 23 minute drive just to get into Smithville from our house	7/5/2025 11:26 AM
49	This is not being enforced equally to all so we should not bother with it.	7/5/2025 8:31 AM
50	Not needed	7/5/2025 7:01 AM

# Township of West Lincoln 2026 Budget Survey

Schedule A to Report T-14-2025

51	All areas need to be kept under consideration	7/5/2025 5:28 AM
52	It is a matter of priority and, hopefully, affecting the least number of residents in West Lincoln.	7/5/2025 12:07 AM
53	We don't need to worry about every single detail associated with how others are living and we need to allow everyone a little bit of freedom to breathe and work to make it a better place.	7/4/2025 4:47 PM
54	Reduce or eliminate some services to put towards ones that need higher funds that are growing keep fees from growing to home Owners	7/4/2025 4:32 PM
55	Resources are readily available of people want to know	7/4/2025 4:25 PM
56	You do not need to be paying so much for.so many employees are the arena or library. Half the time they are sitting around doing nothing...	7/4/2025 2:14 PM
57	Just seems excessive money spent on it	7/4/2025 10:50 AM
58	More focus to the needs of the rural communities would be more beneficial.	7/4/2025 9:52 AM
59	not applicable	7/4/2025 9:46 AM
60	I really don't want to reduce services, I think less wasteful spending, and more taxes to people who use the service for example new homes - builder costs.	7/4/2025 9:14 AM
61	We don't need what we have	7/4/2025 8:30 AM
62	Not needed	7/3/2025 8:36 PM
63	See above	7/3/2025 7:08 PM
64	I'm not a fan of bylaw and I don't agree with licensing dogs or parking tickets. It's bad enough you drive through town and cameras catch you speeding. That's a cash grab!!	7/3/2025 6:47 PM
65	A lot has already been spent in recent years on recreational facilities so no need to make any more big investments in this area. Communications do not need to cost much these days as we all seek out information online.	7/3/2025 4:03 PM
66	Less of a priority.	7/3/2025 3:44 PM
67	I do not believe we should spend fewer tax dollars	7/3/2025 3:20 PM
68	Too much government..... Library under used	7/3/2025 3:08 PM
69	Never use them why should we pay for it. Keep the taxes down.	7/3/2025 2:58 PM
70	Things seem to be more or less covered.	7/3/2025 1:41 PM
71	we have spent far too much already on new areas...	7/3/2025 1:41 PM
72	I do not know enough about the distribution and allocation of funds for all areas/departments. Less flowers, watering them and paying students to do it would be great if the money went toward safer intersection at giant Tiger corner.	7/3/2025 11:12 AM
73	We need all we can get	7/2/2025 4:40 PM
74	Let me park on the road	7/2/2025 8:02 AM
75	Cutting costs are always beneficial	7/1/2025 6:12 PM
76	Our Library system is great, with the 3 libraries it is a good system that is in place, Bylaw is good and nees to stay the same.	7/1/2025 3:43 PM
77	We have already spent a lot of money on the underused arena complex	7/1/2025 8:05 AM
78	I do not	6/30/2025 1:14 PM
79	N/A	6/29/2025 11:19 AM
80	We need to cut cost and save money and stop raising taxes	6/28/2025 11:26 PM
81	People are aware of where to get information. Paying more in taxes so you can spread news in more venues makes no sense. Community and economic development should be a money maker not a drain on overburdened taxpayers.	6/28/2025 3:04 PM

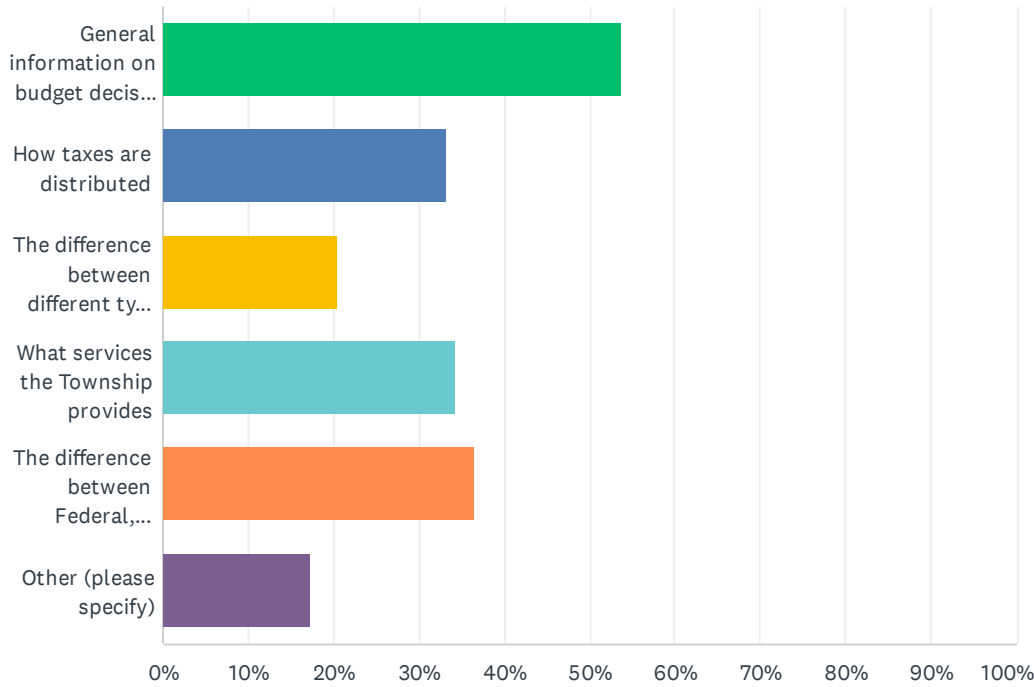
# Township of West Lincoln 2026 Budget Survey

Schedule A to Report T-14-2025

82	Not to be repetitive but you are asking. We need more homes and businesses to increase the cashflow into the municipal coffers to pay for the services that are bonus to this area.	6/28/2025 7:27 AM
83	Over spending now	6/27/2025 8:34 PM
84	The library is so small and doesn't have a lot of good book resources. We don't have a lot of trails and playgrounds to maintain	6/27/2025 1:01 PM
85	Blank	6/27/2025 12:41 PM
86	This is redundant.	6/27/2025 11:37 AM
87	Not sure	6/27/2025 8:22 AM
88	Tax dollar spending seems reasonably balanced.	6/27/2025 6:13 AM
89	That's a really tough question to answer however I might offer fewer police services and speed cameras	6/26/2025 5:49 PM
90	NO indices published on usage and if there is value for \$\$ for recreational programming	6/26/2025 4:55 PM
91	I don't see how the town is growing. No commercial or residential builds have been identified.	6/26/2025 4:21 PM
92	Recreation could be limited	6/25/2025 6:54 PM
93	See above	6/25/2025 4:09 PM

## Q11 What information would you like to learn more about? (select all that apply)

Answered: 93    Skipped: 74



ANSWER CHOICES	RESPONSES	
General information on budget decision making	53.76%	50
How taxes are distributed	33.33%	31
The difference between different types of budget sources (capital, operational, etc.)	20.43%	19
What services the Township provides	34.41%	32
The difference between Federal, Provincial, Regional and Township responsibility	36.56%	34
Other (please specify)	17.20%	16
Total Respondents: 93		

#	OTHER (PLEASE SPECIFY)	DATE
1	NA	7/24/2025 1:44 PM
2	NA	7/24/2025 1:40 PM
3	N/A	7/17/2025 9:42 AM
4	Council remuneration in comparison with the other Niagara Municipalities.	7/10/2025 4:53 PM
5	Nothing thanks	7/8/2025 9:23 PM
6	None	7/8/2025 5:47 PM
7	All information is readily accessible online if people simply take time to look it up. (Assuming	7/7/2025 5:14 PM

website is up to date) Allow

8	How to get the tax's from a increasing	7/4/2025 4:32 PM
9	Why taxes are so high?	7/4/2025 4:25 PM
10	How will taxes be calculated after the next round of MPAC assessments which will increase house values by significant amounts.	7/3/2025 4:03 PM
11	None	7/3/2025 3:44 PM
12	how tax rates are determined. Living in the country with no access to town water or sewers our taxes seem very high.	7/3/2025 1:41 PM
13	Has the municipality taken advantage of every program available to them from the higher levels of government?	6/28/2025 7:27 AM
14	Blank	6/27/2025 12:41 PM
15	More granularity on spending.	6/27/2025 6:13 AM
16	How much are West Lincoln council members paid in comparison to all other Niagara municipalities.	6/25/2025 4:09 PM

# Q12 Keeping in mind the Township is not responsible for waste collection, recycling, transit, police, ambulance, schools, health care or social housing, do you have any additional comments you would like to be considered in preparation of West Lincoln's 2026 budget?

Answered: 59   Skipped: 108

#	RESPONSES	DATE
1	NA	7/24/2025 1:44 PM
2	Parking at the Leisureplex has been increased because of soccer tournaments. Excellent!	7/24/2025 1:40 PM
3	Focus on keeping our Town safe and our kids active!	7/24/2025 1:36 PM
4	Why not be the 1st township to reduce taxes, But still deliver an end product!! That's what the staff should be paid to do !!	7/21/2025 9:47 AM
5	Keep up the great work! If I have to pay a bit more for a safe community, I am ok with a little bit more.	7/17/2025 4:28 PM
6	N/A	7/17/2025 9:42 AM
7	Spraying for ticks, these pests are spreading lymes and west Lincoln is infested with them !	7/17/2025 8:26 AM
8	Listen to your constituents, do what's in the best interest of the township rather than those outside of it.	7/12/2025 12:49 PM
9	Township is responsible for providing clean water and sewage collection from all properties, and should be a priority.	7/11/2025 7:12 PM
10	Please stop increasing taxes. The base is getting larger every year in west lincoln with new housing. This should cover the increases.	7/11/2025 8:52 AM
11	The Region of Niagara tax increases have been unacceptable over the past few years. It needs to stop, the Niagara Region should look at efficiencies before they raise taxes. It is unaffordable for most residents. The Township is doing a great job with limited funds.	7/10/2025 4:53 PM
12	Internal staffing costs need to be controlled	7/10/2025 2:35 PM
13	NO	7/9/2025 2:00 PM
14	Get rid of the regional government. There is no reason the municipalities cannot work together to provide those services without duplication of administration etc.	7/9/2025 9:20 AM
15	On behave of the West Lincoln community, I feel the Township should be advocating for more police services and response in our rural areas.	7/9/2025 8:43 AM
16	Build an outdoor pool.	7/8/2025 9:12 PM
17	You'll be hearing more from me shortly.	7/8/2025 6:49 PM
18	More Bicycle paths for safety especially along townline roads leading to parks, fields etc.	7/8/2025 5:47 PM
19	I commend the staff for their work and appreciate the difficulty there is in balancing the concerns and desires of all constituents. All the best!	7/8/2025 8:25 AM
20	Yes please look at ways to reduce not increase, we learn to live on fixed budgets maybe the Township should do the same.	7/8/2025 8:05 AM
21	West lincoln is spread over such a vast area it must be difficult to ensure every community within WL has what it needs while not spreading the dollars so thin that you can't complete projects well. Thank you to our elected officials and staff for doing your best to represent us.	7/8/2025 7:56 AM
22	It doesn't seem our township has a lot to spend on so let's use it for snow maintenance as it's	7/8/2025 6:33 AM



# Township of West Lincoln 2026 Budget Survey

Schedule A to Report T-14-2025

pretty poor services need more people to get up in the morning to help us all get to work in the morning not in the afternoon. If township is responsible for water we should look to see if that can stay at a minimum as well

23	Allow opportunities for attracting new housing developments, perhaps clustered around smaller hamlets and with paved roads, ie Caistorville, Abingdon, Caistor Centre, to grow the tax base.	7/7/2025 5:14 PM
24	The 2026 budget should reflect the growth in population expected into 2026.	7/7/2025 3:26 PM
25	We need to rethink about money spent in this region because it continually hikes taxes but not seem to spend money wisely	7/6/2025 4:28 PM
26	No I do not.	7/6/2025 8:24 AM
27	Leave us alone. Get real jobs rather than living off of thefted tax dollars.	7/5/2025 6:52 PM
28	The cost of everything is going up. I understand that but the answer is not too keep asking us for more. If we have to spend less to keep a roof over our heads the township needs to do the same.	7/5/2025 11:26 AM
29	No	7/5/2025 5:28 AM
30	We appreciate tax dollars have to be collected to pay for the services that allow the municipality to function and serve the residents.	7/5/2025 12:07 AM
31	We need our township help people work through there plans and dreams. In everything from building families to homes and businesses. We need to work together for growth. Because rising tide raises all ships. All too often we hear horror stories of individuals just causing issues for others for malicious reasons and they use the towns resources to do so.	7/4/2025 4:47 PM
32	What services are not. Related to my situation or others living rural that we don't use to be eliminated from our area for being taxed we don't live downtown and don't use most items listed	7/4/2025 4:32 PM
33	As a home owner our taxes have increased by 52 percent over the past 20 years bringing our taxes to over \$8000 per year. Not easy to pay that in retirement.	7/4/2025 4:25 PM
34	My tax dollars shouldn't go to the public and catholic school boards when I pay for the school my kids go to. Start cutting where you can and stop giving yourselves raises in this economy.	7/4/2025 2:14 PM
35	Expansion of the rink to a twin pad would be amazing because apparently there is no ice available in west Niagara	7/4/2025 10:50 AM
36	More explanation as to why commercial property need to pay higher tax and what that is going towards for the community or businesses.	7/4/2025 9:52 AM
37	You have to keep costs down, along with Region and School board, we cannot afford to have increases that we keep getting	7/4/2025 9:14 AM
38	Why are we Eve part of the region paying for everything for st Catherine's and Niagara Falls the casino closed for Covid our taxes went through the roof to make up the lost revenue it's been open for years and taxes still going up why does our council not raise the issue we have no representation	7/4/2025 8:30 AM
39	If my taxes don't cover this then what exactly do they cover? It's ridiculous they should be so high.	7/3/2025 6:47 PM
40	Make sure you have lots of contingency funds	7/3/2025 3:20 PM
41	Adding more hiking trails	7/3/2025 3:08 PM
42	Well they should be involved it's where we live.	7/3/2025 2:58 PM
43	If you want to put money into recreation consider an indoor pool, we have spent far too much on areas already.	7/3/2025 1:41 PM
44	A pedestrian bridge from the south side into "downtown " I think it's planned for in 10 or 20 years. Can that come sooner?	7/3/2025 11:12 AM
45	I feel our taxes are getting out of hand for the services we use and have available to us Smithville use them. The rural west Lincoln does not	7/1/2025 6:12 PM

# Township of West Lincoln 2026 Budget Survey

Schedule A to Report T-14-2025

46	Nothing at this point in time.	7/1/2025 3:43 PM
47	No	6/30/2025 1:14 PM
48	Allow more business to enter the town. Example grocery stores	6/29/2025 11:19 AM
49	Why are we paying for transit on the regional taxes when we don't have transit?	6/28/2025 11:26 PM
50	Community Improvement Plan - In order to have more social housing - Assisted Living, Long term care - What is the Township doing to get projects like this exposed to this area and the reality of the need for places like this in our community. As it stands now anyone who gets to this stage in life has to move out of town to live out the rest of their days. The burden that places on the families is tremendous.	6/28/2025 7:27 AM
51	Give up the region police.... The cost is the same as healthcare and education.....and we get zero support	6/27/2025 8:34 PM
52	No	6/27/2025 1:01 PM
53	Enough for the downtown of Smithville!	6/27/2025 12:41 PM
54	No	6/27/2025 11:37 AM
55	See above. A bicycle - centric consideration in all planning for road improvements, rural road closures, parking lot design, new subdivisions, that goes beyond painting lines on a road.	6/27/2025 6:13 AM
56	No	6/26/2025 5:49 PM
57	opt out of Niagara Regional Transit	6/26/2025 4:55 PM
58	Keeping taxes from increases.	6/26/2025 4:21 PM
59	Things are tight for all of us, please do not create any new positions in this budget. Need a hiring freeze.	6/25/2025 4:09 PM

**DATE:** September 15, 2025

**REPORT NO:** T-13-2025

**SUBJECT:** **Quarter 2 Financial Update**

**CONTACT:** Katelyn Repovs, CPA, CA Director, Corporate Services/CFO

**OVERVIEW:**

- Presentation of operating and capital financial results, as of June 30, 2025.
- Summary of purchasing activity and budget amendments approved by the CAO, up to June 30, 2025.
- At this point in time, Administration is projecting a 2025 surplus, attributable to favourable returns on Township investments. Contingent on departmental budgets performing within their budgets, projected overall 2025 operating surplus for Township is estimated at \$300,000.

**RECOMMENDATION:**

1. That, Information Report T-13-2025, titled “Quarter 2 Financial Update”, dated September 15, 2025, be received.

**ALIGNMENT TO STRATEGIC PLAN:**

- **Strategic Priority #4 – ADVANCE** organizational capacity and effectiveness

**BACKGROUND:**

Administration has completed a review of operating and capital results up to the end of June 30, 2025.

**Schedule A** is a summary of the Operating Revenues and Expenditures up to June 30, 2025, on a net basis and by service area. It is important to note that the financial results presented are based on vendor invoices that have been received and processed to date. The analysis has taken into account the timing and seasonality of certain budget lines. The column titled “Budget” under the “Operating YTD” heading indicates the portion of the budget that would be expected to be expended as of June 30, 2025. Under the “Operating Total” heading, the “Budget” figure reflects the approved total 2025 budget.

**Schedule B** to this report is a presentation of financial results, up to June 30, 2025, by “object” code and includes capital expenditures. It is important to note that the funding of capital expenditures takes place as part of the Township’s year-end accounting processes. Once this happens, capital revenue will equal capital expenditures.

**Schedule C** to this report is a listing of the Township Reserve Fund and Reserve Balances, with estimated balances projected to December 31, 2025. These balances are unaudited and subject to change, as Administration nears finalization of the 2024 year-end financial statements.

## **CURRENT SITUATION:**

### **Revenue Analysis:**

All revenue items are currently on track as of June 30, 2025. The final property tax bills were issued in late June, with two instalment dates for the end of July and the end of September. The issuance of the final tax bills is of significance as Property Tax accounts for 69% of the Township’s operating budget revenue (excluding fee-based water and wastewater budgets).

It is projected that investment revenue will exceed the 2025 budget, resulting in a projected surplus of \$300,000. This projected surplus is contingent on all other departments performing within their approved budgets.

Investment income has been an important financial tool for the Township, helping to generate positive returns. Where possible, Administration has secured investments with fixed rates to provide stable income, as interest rates continue to decline. For 2026, the Township holds approximately \$7.7 million in investments, maturing during that year, with an average rate of return of 4%. For 2027 and 2028, the Township has an additional \$5 million in investments maturing in these years, also earning an average return of 4%.

The Township does not budget for these investment returns, as doing so would result in significant fluctuations in the tax levy, since investment returns will vary depending on market conditions, along with liquid asset requirements to support the Township’s operating budget and 10 Year Capital Plan. Instead, Administration considers this additional revenue when recommending reserve transfers to Council, using it to support long-term financial stability.

### **Expenditure Analysis:**

Administration has reviewed the first six months of 2025 financial operations. This review included a comparison of actual results to budget. Administration continually monitors the operating expenses.

The first quarter financial results, covering the January-March 2025 period, were presented through Report T-08-2025. Regarding the second quarter, covering the April-June 2025 period, there is nothing that requires Council’s attention.

### **Reserve Analysis:**

Schedule C outlines the projected reserve balances up to December 31, 2025. These balances do not include any anticipated allocation from the 2024 year-end surplus. Based on information available at this time, Administration has forecasted that the following reserves would be in an overdrawn (deficit) position at the end of 2025:

1. Building Department Reserve Fund – this reserve is intended to be self-sustaining and does not have an impact on the Township’s operating budget and levy. The reserve has been declining for the past few years, due to a decrease in permit activity. Further, a fee review is currently underway to ensure that the fees are appropriately covering the underlying costs of performing services by the Building Department. This fee review is expected to be completed later this year.
2. Contingency Reserve – this reserve was established to fund tax revenue shortfalls and one-time operating expenditures. This reserve is under pressure, largely due to being the funding source for recent one-time expenditures. As Administration nears finalization of the 2024 year-end financial statements, Administration is anticipating a surplus for the 2024 year. Therefore, Administration will be recommending that this surplus be used to replenish the Contingency Reserve, to ensure the reserve target balance is reasonably achieved. A future report will come to Council with this recommendation, once the year-end surplus value is finalized. It is important to note that the uncommitted balance presented on Schedule C does not reflect any anticipated allocation from the 2024 year-end surplus.
3. Equipment Reserve – this reserve is used to fund purchase of vehicles and equipment for the Township. Through the 2025 budget process, Administration informed Council of this projected overdrawn reserve balance at the end of 2025. Depending on the results for the remainder of 2025, there may be an increased reserve contribution requirement as part of the 2026 budget.

Another item of note is that the forecasted Uncommitted Balance for the Sewer Reserve has been updated since the Quarter 1 2025 Financial Update, to include Budget Amendment BA2025-08 regarding the successful HEWSF grant application for the Wade Road/RR20 Reconstruction project. This grant had a positive impact on this reserve, with the previous Uncommitted Balance forecast of approximately \$956,000 now updated to approximately \$2.02 million.

### **Purchasing Activity:**

The Township’s Purchasing and Tendering Policy (POL-T-01-2015) grants purchasing authority to the CAO up to \$100,000. This authority applies to the approval of quotes, requests for proposals, and tenders. In addition, the CAO has authority to approve up to \$100,000 in instances where prices are not obtained through a competitive process, and a request to purchase by way of negotiation, as outlined in Section 10 of the Purchasing and Tendering Policy, is requested.

For those purchases made through negotiations, the CAO approved the following

procurements between April to June 2025, in accordance with the Purchasing and Tendering Policy:

Vendor	Amount	Project
Active Network Ltd.	\$ 6,360.00	FlexReg/Camps Module for Active Network Software
Ellis Engineering Inc.	\$ 32,830.00	2025 Bridge and Culvert Inspections
Applied Research Associates Inc.	\$ 21,500.00	2025 Pavement Management System Update Inspections/Report
Dunnville Rock Products Ltd.	\$ 80,000.00	Aggregate Material for Gravel Roads and Parking Lots
PGG Media Group Inc.	\$ 8,000.00	Movies in the Park Service Provider
VelocityEHS Canada Inc.	\$ 12,310.00	MSDS System (3-year term)
Hardie and Company	\$ 11,130.00	Rebranding and Logo for Library
EHM Solutions	\$ 6,270.00	Energy Management Control Systems Technical Support Agreement (1 year term)

### Budget Amendments:

Amendments to the approved budget are requested by Administration when they become aware of changes to the original Council approved budget. Report LLS-08-2025, presented to Council on August 11, 2025, outlined an amendment to the Delegation of Authority By-law 2025-02 to include the Corporate Services/Treasurer Schedule. Schedule C to this By-law states that the following power is delegated to the CAO and Treasurer:

*“Authority to make amendments to the annual budget adopted by Council up to \$20,000 per item, provided such amendments do not increase the current year’s approved annual budget or tax levy.”*

Therefore, any amounts over \$20,000 would go directly to Council for approval. The chart below provides details as to all approved budget amendments. Any amounts that exceed \$20,000 have been approved by Council and are denoted with the appropriate report or resolution number.

Number	Description	Report	Amount	Funding Source
BA2025-01	Parks and Recreation Master Plan	N/A	\$ 8,500	Development Charges / Transfer from Planning Reserve
BA2025-02	Trees for All Pilot Project	Resolution Item CS09-25	\$ 10,000	Wind Turbine Community Fund Reserve
BA2025-03	Silverdale Road Rehabilitation Project Tender	O-06-2025	-\$ 225,000	Transfer from Capital Reserve

BA2025-04	Two Tandem Axle Dump Trucks with Plowing Equipment (Project 484 & 642)	O-11-2025	\$ 65,000	Transfer from Equipment Reserve
BA2025-05	Road Safety Action Plan	O-13-2025	\$ 56,954	Vision Zero Program Revenues
BA2025-06	Reallocation between AV Conferencing Equipment & Library Logo/Branding project	Library Board Resolution	\$ 3,062	Reallocation between Capital/Special Project Accounts
BA2025-07	St. Ann's Road Construction Project	O-18-2025	Reallocation	Reallocation only
BA2025-08	Wade Road/RR20 Reconstruction	O-19-2025	-\$ 1,270,000	Refer to Report O-19-2025 Schedule B

### FINANCIAL IMPLICATIONS:

There are no financial implications as a result of this information report.

### INTER-DEPARTMENTAL COMMENTS:

If any large variances exist between budget and actual results, the applicable departments are asked to provide feedback on the variance reasons.

### CONCLUSION:

This report is to inform Council of the Township's operating and capital results up to June 30, 2025. This report also updates Council on the purchasing authority exercised by the CAO, along with approved budget amendments, up until the end of June 2025.

### ATTACHMENTS:

**SCHEDULE A**      **Operating Results by Service Area as of June 30, 2025**  
**SCHEDULE B**      **Operating and Capital Results by Object as of June 30, 2025**  
**SCHEDULE C**      **Reserve Balances Projected to December 31, 2025**

**Prepared & Submitted by:**

**Katelyn Repovs, CPA, CA**  
**Director, Corporate Services/CFO**

**Approved by:**

**Truper McBride**  
**CAO**

**TOWNSHIP OF WEST LINCOLN**  
**For the Six Months Ending June 30, 2025**

	Operating YTD				Operating Total			
	Actuals	Budget	Variance (\$)	Variance (%)	Actuals	Budget	Variance (\$)	Variance (%)
<b>General</b>								
General	(\$9,862,041)	(\$6,182,760)	\$3,679,281	(60.%)	(\$9,862,041)	(\$12,365,850)	(\$2,503,809)	20.%
Equipment	(\$194,657)	(\$300)	\$194,357	(64786.%)	(\$194,657)	\$0	\$194,657	0.%
<b>Total General</b>	<b>(\$10,056,697)</b>	<b>(\$6,183,060)</b>	<b>\$3,873,637</b>	<b>(63.%)</b>	<b>(\$10,056,697)</b>	<b>(\$12,365,850)</b>	<b>(\$2,309,153)</b>	<b>19.%</b>
<b>General Government</b>								
Governance	\$208,611	\$202,380	(\$6,231)	(3.%)	\$208,611	\$406,750	\$198,139	49.%
Corporate Management	\$887,828	\$1,218,750	\$330,922	27.%	\$887,828	\$2,439,070	\$1,551,242	64.%
<b>Total General Government</b>	<b>\$1,096,440</b>	<b>\$1,421,130</b>	<b>\$324,690</b>	<b>23.%</b>	<b>\$1,096,440</b>	<b>\$2,845,820</b>	<b>\$1,749,380</b>	<b>61.%</b>
<b>Protection Services</b>								
Fire	\$1,056,271	\$876,380	(\$179,891)	(21.%)	\$1,056,271	\$1,736,400	\$680,129	39.%
Building Permit & Inspection Services	\$279,067	(\$1,120)	(\$280,187)	25017.%	\$279,067	\$0	(\$279,067)	0.%
By-Law Enforcement	\$39,970	\$45,430	\$5,460	12.%	\$39,970	\$91,490	\$51,520	56.%
Provincial Offences Act		(\$3,180)	(\$3,180)	100.%		(\$6,330)	(\$6,330)	100.%
Animal Control	\$16,636	\$11,270	(\$5,366)	(48.%)	\$16,636	\$22,540	\$5,904	26.%
<b>Total Protection Services</b>	<b>\$1,391,943</b>	<b>\$928,780</b>	<b>(\$463,163)</b>	<b>(50.%)</b>	<b>\$1,391,943</b>	<b>\$1,844,100</b>	<b>\$452,157</b>	<b>25.%</b>
<b>Transportation Services</b>								
Roads Paved & Unpaved	\$1,512,940	\$1,360,150	(\$152,790)	(11.%)	\$1,512,940	\$2,724,890	\$1,211,950	44.%
Traffic Operations & Roadside Maintenance	(\$41,102)	\$99,680	\$140,782	141.%	(\$41,102)	\$199,430	\$240,532	121.%
Winter Control	\$814,829	\$385,400	(\$429,429)	(111.%)	\$814,829	\$774,540	(\$40,289)	(5.%)
Crossing Guards	\$61,323	\$71,100	\$9,777	14.%	\$61,323	\$120,500	\$59,177	49.%
Streetlights	(\$11,843)	\$14,100	\$25,943	184.%	(\$11,843)	\$28,410	\$40,253	142.%
Bridges & Culverts	\$231,087	\$150,480	(\$80,607)	(54.%)	\$231,087	\$301,000	\$69,913	23.%
<b>Total Transportation Services</b>	<b>\$2,567,236</b>	<b>\$2,080,910</b>	<b>(\$486,326)</b>	<b>(23.%)</b>	<b>\$2,567,236</b>	<b>\$4,148,770</b>	<b>\$1,581,534</b>	<b>38.%</b>
<b>Environmental Services</b>								
Wastewater	\$124,806	(\$450)	(\$125,256)	27835.%	\$124,806	\$0	(\$124,806)	0.%
Storm Sewer	\$16,978	\$59,880	\$42,902	72.%	\$16,978	\$119,710	\$102,732	86.%
Water	\$214,540	(\$910)	(\$215,450)	23676.%	\$214,540	\$0	(\$214,540)	0.%
<b>Total Environmental Services</b>	<b>\$356,324</b>	<b>\$58,520</b>	<b>(\$297,804)</b>	<b>(509.%)</b>	<b>\$356,324</b>	<b>\$119,710</b>	<b>(\$236,614)</b>	<b>(198.%)</b>
<b>Heath Services</b>								
Cemeteries	\$22,605	\$64,690	\$42,085	65.%	\$22,605	\$129,500	\$106,895	83.%
<b>Total Heath Services</b>	<b>\$22,605</b>	<b>\$64,690</b>	<b>\$42,085</b>	<b>65.%</b>	<b>\$22,605</b>	<b>\$129,500</b>	<b>\$106,895</b>	<b>83.%</b>
<b>Recreation &amp; Cultural Services</b>								
Parks	\$230,076	\$361,120	\$131,044	36.%	\$230,076	\$724,500	\$494,424	68.%
Recreation Programs	\$232,938	\$294,830	\$61,892	21.%	\$232,938	\$592,000	\$359,062	61.%
Recreational Facilities	\$391,926	\$349,990	(\$41,936)	(12.%)	\$391,926	\$702,000	\$310,074	44.%
Libraries	\$435,439	\$476,190	\$40,751	9.%	\$435,439	\$952,830	\$517,391	54.%
<b>Total Recreation &amp; Cultural Services</b>	<b>\$1,290,379</b>	<b>\$1,482,130</b>	<b>\$191,751</b>	<b>13.%</b>	<b>\$1,290,379</b>	<b>\$2,971,330</b>	<b>\$1,680,951</b>	<b>57.%</b>
<b>Planning &amp; Development</b>								
Planning & Heritage	\$146,163	\$138,160	(\$8,003)	(6.%)	\$146,163	\$276,670	\$130,507	47.%
Drainage	\$13,943	\$14,940	\$997	7.%	\$13,943	\$29,950	\$16,007	53.%
<b>Total Planning &amp; Development</b>	<b>\$160,106</b>	<b>\$153,100</b>	<b>(\$7,006)</b>	<b>(5.%)</b>	<b>\$160,106</b>	<b>\$306,620</b>	<b>\$146,514</b>	<b>48.%</b>
	<b>(\$3,171,666)</b>	<b>\$6,200</b>	<b>\$3,177,866</b>	<b>51256.%</b>	<b>(\$3,171,666)</b>	<b>\$0</b>	<b>\$3,171,666</b>	<b>0.%</b>



**TOWNSHIP OF WEST LINCOLN**  
**Summary of All Units**  
For the Six Months Ending June 30, 2025

	YTD				Annual			
	Budget	Actual	Variance (\$)	Variance (%)	Budget	Actual	Remaining (\$)	Remaining (%)
<b>Operating Revenue</b>								
Tax Levy	\$5,230,980	\$10,462,033	(\$5,231,053)	(100.%)	\$10,462,020	\$10,462,033	(\$13)	(0.%)
Street Light Levy	\$24,240	\$48,500	(\$24,260)	(100.%)	\$48,500	\$48,500	(\$0)	(0.%)
Sidewalk Levy	\$68,880	\$137,820	(\$68,940)	(100.%)	\$137,820	\$137,820	\$0	0.%
Supplemental Levy	\$30,600	\$0	\$30,600	100.%	\$61,200	\$0	\$61,200	100.%
Payment In Lieu	\$361,140	\$0	\$361,140	100.%	\$722,300	\$0	\$722,300	100.%
User Fees	\$3,676,519	\$3,236,060	\$440,459	12.%	\$7,353,602	\$3,236,060	\$4,117,542	56.%
Government Transfers	\$729,848	\$645,155	\$84,693	12.%	\$1,459,700	\$645,155	\$814,545	56.%
Other Revenue	\$622,500	\$186,058	\$436,442	70.%	\$1,245,400	\$186,058	\$1,059,342	85.%
Allocation of Program Support	\$958,620	\$1,917,190	(\$958,570)	(100.%)	\$1,917,190	\$1,917,190	\$0	0.%
Funding From Reserves	\$779,551	\$4,542,350	(\$3,762,799)	(483.%)	\$1,559,122	\$4,542,350	(\$2,983,228)	(191.%)
<b>Total Operating Revenue</b>	<b>\$12,482,877</b>	<b>\$21,175,166</b>	<b>(\$8,692,288)</b>	<b>(70.%)</b>	<b>\$24,966,853</b>	<b>\$21,175,166</b>	<b>\$3,791,687</b>	<b>15.%</b>
<b>Operating Expenses</b>								
Salaries and Wages	\$3,628,690	\$3,373,370	\$255,320	7.%	\$7,258,730	\$3,373,370	\$3,885,360	54.%
Benefits	\$1,089,270	\$945,344	\$143,926	13.%	\$2,160,130	\$945,344	\$1,214,786	56.%
Debenture Interest	\$386,520	\$449,147	(\$62,627)	(16.%)	\$773,150	\$449,147	\$324,003	42.%
Administrative Expenses	\$159,350	\$149,451	\$9,899	6.%	\$319,610	\$149,451	\$170,159	53.%
Supplies and Equipment	\$209,250	\$189,144	\$20,106	10.%	\$419,310	\$189,144	\$230,166	55.%
Repairs and Maintenance (Materials Only)	\$979,620	\$1,048,692	(\$69,072)	(7.%)	\$1,959,940	\$1,048,692	\$911,248	46.%
Utilities	\$283,380	\$218,824	\$64,556	23.%	\$567,130	\$218,824	\$348,306	61.%
Insurance	\$217,980	\$429,646	(\$211,666)	(97.%)	\$436,050	\$429,646	\$6,404	1.%
Subscriptions and Periodicals	\$8,760	\$9,788	(\$1,028)	(12.%)	\$17,700	\$9,788	\$7,912	45.%
Contracted Services	\$2,197,070	\$1,662,669	\$534,401	24.%	\$4,396,360	\$1,662,669	\$2,733,691	62.%
Special Projects	\$654,068	\$147,455	\$506,613	77.%	\$1,308,143	\$147,455	\$1,160,688	89.%
Rents and Financial Expenses	\$21,000	\$8,779	\$12,221	58.%	\$42,040	\$8,779	\$33,261	79.%
External Transfers	\$33,800	\$4,542,350	(\$4,508,550)	(13339.%)	\$67,610	\$4,542,350	(\$4,474,740)	(6618.%)
Internal Functional Adjustments	\$457,860	\$915,690	(\$457,830)	(100.%)	\$915,690	\$915,690	\$0	0.%
Allocation of Program Support	\$500,700	\$1,001,500	(\$500,800)	(100.%)	\$1,001,500	\$1,001,500	\$0	0.%
Tax Write Off	\$39,420	\$4,663	\$34,757	88.%	\$79,050	\$4,663	\$74,387	94.%
Debenture Principal	\$477,600	\$515,905	(\$38,305)	(8.%)	\$955,130	\$515,905	\$439,225	46.%
Contribution to Reserves	\$1,144,740	\$2,391,083	(\$1,246,343)	(109.%)	\$2,289,580	\$2,391,083	(\$101,503)	(4.%)
<b>Total Operating Expenses</b>	<b>\$12,489,077</b>	<b>\$18,003,500</b>	<b>(\$5,514,422)</b>	<b>(44.%)</b>	<b>\$24,966,853</b>	<b>\$18,003,500</b>	<b>\$6,963,353</b>	<b>28.%</b>
<b>Operating Surplus/(Deficit)</b>	<b>(\$6,200)</b>	<b>\$3,171,666</b>	<b>(\$3,177,866)</b>	<b>51255.%</b>	<b>\$0</b>	<b>\$3,171,666</b>	<b>(\$3,171,666)</b>	<b>0.%</b>
<b>Capital Revenue</b>								
User Fees	\$920,904	\$0	\$920,904	100.%	\$1,841,800	\$0	\$1,841,800	100.%
Government Transfers	\$3,995,948	\$548,910	\$3,447,037	86.%	\$7,991,914	\$548,910	\$7,443,004	93.%
TCA Sale Proceeds	\$0	\$49,646	(\$49,646)	0.%	\$0	\$49,646	(\$49,646)	0.%
Funding From Reserves	\$2,635,394	\$0	\$2,635,394	100.%	\$5,270,807	\$0	\$5,270,807	100.%
<b>Total Capital Revenue</b>	<b>\$7,552,245</b>	<b>\$598,557</b>	<b>\$6,953,689</b>	<b>92.%</b>	<b>\$15,104,521</b>	<b>\$598,557</b>	<b>\$14,505,964</b>	<b>96.%</b>
<b>Capital Expenditures</b>								
Land Improvements	\$183,237	\$140	\$183,097	100.%	\$366,475	\$140	\$366,335	100.%
Facilities	\$133,261	\$13,365	\$119,896	90.%	\$266,519	\$13,365	\$253,153	95.%
Equipment	\$190,393	\$58,983	\$131,410	69.%	\$380,793	\$58,983	\$321,811	85.%
Rolling Stock	\$1,412,109	\$642,942	\$769,167	54.%	\$2,824,227	\$642,942	\$2,181,285	77.%
Transportation Infrastructure	\$3,394,455	\$268,272	\$3,126,183	92.%	\$6,788,900	\$268,272	\$6,520,628	96.%
Environmental Infrastructure	\$2,238,801	\$45,065	\$2,193,737	98.%	\$4,477,607	\$45,065	\$4,432,542	99.%
<b>Total Capital Expenditures</b>	<b>\$7,552,257</b>	<b>\$1,028,768</b>	<b>\$6,523,490</b>	<b>86.%</b>	<b>\$15,104,521</b>	<b>\$1,028,768</b>	<b>\$14,075,753</b>	<b>93.%</b>
<b>Capital Surplus/(Deficit)</b>	<b>(\$12)</b>	<b>(\$430,211)</b>	<b>\$430,199</b>	<b>(3584994.%)</b>	<b>\$0</b>	<b>(\$430,211)</b>	<b>\$430,211</b>	<b>0.%</b>

**TOWNSHIP OF WEST LINCOLN**  
**ESTIMATE OF RESERVE FUND AND RESERVE BALANCES PROJECTED TO DECEMBER 31, 2025**

	ESTIMATED CLOSING		COMMITMENTS		UNCOMMITTED
<b>RESERVE FUNDS:</b>					
BUILDING DEPARTMENT	-\$	345,624	\$	-	-\$ 345,624
LIBRARY	\$	589,887	\$	91,246	\$ 498,641
<b>TOTAL RESERVE FUNDS</b>	<b>\$</b>	<b>244,262</b>	<b>\$</b>	<b>91,246</b>	<b>\$ 153,016</b>
<b>RESERVES:</b>					
BRIDGES	\$	752,974	\$	325,379	\$ 427,595
CAPITAL	\$	2,339,650	\$	1,507,382	\$ 832,268
CEMETERY	\$	176,146	\$	25,763	\$ 150,383
CONTINGENCY	\$	1,096,527	\$	1,461,919	-\$ 365,392
ELECTION	\$	114,945	\$	-	\$ 114,945
EQUIPMENT	\$	1,231,223	\$	1,402,500	-\$ 171,277
FACILITIES	\$	395,856	\$	110,500	\$ 285,356
FIRE	\$	2,165,786	\$	1,414,550	\$ 751,236
HOSPITAL	\$	8,400	\$	-	\$ 8,400
INDUSTRIAL PARK	\$	455,759	\$	-	\$ 455,759
INFORMATION TECHNOLOGY	\$	163,830	\$	69,810	\$ 94,020
INSURANCE	\$	187,655	\$	-	\$ 187,655
PLANNING	\$	538,784	\$	276,663	\$ 262,120
ROAD SETTLEMENT AGREEMENT	\$	107,100	\$	75,000	\$ 32,100
SEWER	\$	2,313,913	\$	294,619	\$ 2,019,293
SIDEWALKS	\$	274,955	\$	72,000	\$ 202,955
STREET LIGHTS	\$	63,624	\$	-	\$ 63,624
WATER	\$	1,580,981	\$	278,007	\$ 1,302,974
WIND TURBINE COMMUNITY FUND	\$	321,366	\$	10,000	\$ 311,366
WINTER CONTROL	\$	653,520	\$	-	\$ 653,520
WLCC (WEST LINCOLN COMMUNITY CENTER)	\$	596,387	\$	-	\$ 596,387
<b>TOTAL RESERVES</b>	<b>\$</b>	<b>15,539,381</b>	<b>\$</b>	<b>7,324,092</b>	<b>\$ 8,215,289</b>
<b>TOTAL RESERVE FUNDS AND RESERVES</b>	<b>\$</b>	<b>15,783,643</b>	<b>\$</b>	<b>7,415,339</b>	<b>\$ 8,368,305</b>

**DATE:** September 15, 2025

**REPORT NO:** T-15-2025

**SUBJECT:** **Update to 2026 Budget Process and Schedule**

**CONTACT:** Katelyn Repovs, CPA, CA Director, Corporate Services/CFO

**OVERVIEW:**

- This Report acts as a follow-up to Report T-11-2025 “2026 Budget Process and Schedule”, in which Council requested Administration to provide further options and information on the 2026 budget timeline.
- Council is presented with three alternative budget timeline options, for review and decision.

**RECOMMENDATION:**

1. That, Recommendation Report T-15-2025, titled “Update to 2026 Budget Process and Schedule”, dated September 15, 2025, be received; and,
2. That, Council adopts the proposed 2026 Budget Timeline outlined as Option “\_” within this Report.

**ALIGNMENT TO STRATEGIC PLAN:**

**Theme #4**

- **ADVANCE** – organizational capacity and effectiveness

**BACKGROUND:**

At the August 11, 2025, All Committee Council meeting, Council was presented with Report T-11-2025 “2026 Budget Process and Schedule”. This report outlined the proposed 2026 budget schedule. This report also discussed the impact of the Province’s newly enacted Strong Mayor Powers, which the Township is obligated to follow, on the 2026 budget process. In combination with the above items, this report described Administration’s plan to advance the budget process, to allow the budget to be presented earlier than historical budgets. This plan to advance the budget process was contemplated prior to the Strong Mayor Powers. Following the request for more information from the August 11, 2025, All Committees meeting, Administration has provided further insights and details of the provincially mandated process in this report.

As background, the chart below outlines the key dates that were presented to Council in Report T-11-2025 on August 11, 2025. Administration proposed tabling of the budget in November, instead of the traditional timeline of January/February. This would advance the process by approximately two months. Earlier adoption of the budget would allow for more comprehensive planning and time to implement key strategic plan initiatives, earlier decision-making and procurement opportunities, increased ability to respond proactively to emerging community needs, and improved alignment with the Township's fiscal year.

Date(s)	Action/Activity
<b>November 17, 2025</b>	<b>Mayor Presents Proposed 2026 Budget</b>
November 18, 2025	Start of Council Amendment Period: Council has 15 Business Days to Propose Changes to Budget
<b>December 8, 2025</b>	<b>Deadline for Council Amendment Period Submissions</b>
December 9 - December 14, 2025	Administration Review of Budget Amendments and Determine Financial Implications
<b>December 15, 2025</b>	<b>Council Meeting - Discuss/Vote on Proposed Budget Amendments</b>
December 16 - December 25, 2025	Veto Period: Mayor has 10 Calendar Days to Veto Council-Made Amendments
December 26, 2025 - January 9, 2026	Post Mayor Veto Period: Council has 15 Calendar Days to Override any Mayor Vetos
January 9, 2026	Last Possible Date for Budget Adoption

Council passed the following resolution regarding Report T-11-2025:

*That, Item 13.2 be referred to the September Corporate Services Committee meeting to provide more information regarding the budget proposal timeline.*

## **CURRENT SITUATION:**

Administration recognized the concerns Council raised regarding the timing of the budget presentation, and the concerns regarding the length of time to review the budget documents. In response to the concerns raised on August 11, 2025, Administration has prepared three alternative options, for Council's review and decision. These are outlined below. It is important to note that these alternatives still allow the Township to meet the requirements of the Province's Strong Mayor Powers legislation.

For all alternatives presented, Administration has modified all timelines to reflect business days, and the Council Amendment Period now reflects 30 days, rather than the previously proposed 15-day period. The 30-day timeline for the Council Amendment Period is the maximum timeline per Section 7 of O. Reg 530/22.

### **Option 1**

This Option maintains the originally proposed presentation date of the budget of November 17, 2025. This means that Council would be presented with the budget approximately two months earlier than historical budgets. Under this Option, the last possible date for Budget Adoption is February 18, 2026. Contingent on the results of the Veto Period/ Post Mayor

Veto Period, the Township's budget could be adopted as early as January 12, 2026.

Date(s)	Action/Activity
<b>November 17, 2025</b>	<b>Mayor Presents Proposed 2026 Budget</b>
November 18, 2025	Start of Council Amendment Period: Council has 30 Business Days to Propose Changes to Budget
<b>December 31, 2025</b>	<b>Deadline for Council Amendment Period Submissions</b>
January 2, 2026 - January 9, 2026	Administration Review of Budget Amendments and Determine Financial Implications
<b>January 12, 2026</b>	<b>Council Meeting - Discuss/Vote on Proposed Budget Amendments</b>
<b>January 13, 2026</b>	<b>Council Meeting - Discuss/Vote on Proposed Budget Amendments (if required)</b>
January 13/14, 2026 - January 27/28, 2026	Veto Period: Mayor has 10 Business Days to Veto Council-Made Amendments ( <i>start and end dates contingent on Budget Amendment Deliberations Meeting</i> )
January 27/28, 2026 - February 17/18, 2026	Post Mayor Veto Period: Council has 15 Business Days to Override any Mayor Vetos
February 18, 2026	Last Possible Date for Budget Adoption

## Option 2

This Option postpones the proposed presentation date of the budget to December 8, 2025. With a 30-day Amendment Period, this allows Council to propose amendments up until January 22, 2026. Further, this still allows for the budget to be presented approximately one month earlier than historical budgets. Under this Option, the last possible date for Budget Adoption is March 11, 2026. Contingent on the results of the Veto Period/ Post Mayor Veto Period, the Township's budget could be adopted as early as February 2, 2026.

Date(s)	Action/Activity
<b>December 8, 2025</b>	<b>Mayor Presents Proposed 2026 Budget</b>
December 9, 2025	Start of Council Amendment Period: Council has 30 Business Days to Propose Changes to Budget
<b>January 22, 2026</b>	<b>Deadline for Council Amendment Period Submissions</b>
January 23, 2026 - January 30, 2026	Administration Review of Budget Amendments and Determine Financial Implications
<b>February 2, 2026</b>	<b>Council Meeting - Discuss/Vote on Proposed Budget Amendments</b>
<b>February 3, 2026</b>	<b>Council Meeting - Discuss/Vote on Proposed Budget Amendments (if required)</b>
February 3/4, 2026 - February 16/17, 2026	Veto Period: Mayor has 10 Business Days to Veto Council-Made Amendments ( <i>start and end dates contingent on Budget Amendment Deliberations Meeting</i> )
February 17/18, 2026 - March 10/11, 2026	Post Mayor Veto Period: Council has 15 Business Days to Override any Mayor Vetos
March 11, 2026	Last Possible Date for Budget Adoption

### **Option 3**

This Option postpones the proposed presentation date of the budget to January 12, 2026. This option would align with when Council has historically received the draft budget. With a 30-day Amendment Period, this would allow Council to propose amendments up until February 24, 2026. Under this Option, the last possible date for Budget Adoption would be April 16, 2026. Contingent on the results of the Veto Period and Post Mayor Veto Period, the Township's budget could be adopted as early as March 9, 2026.

<b>Date(s)</b>	<b>Action/Activity</b>
<b>January 12, 2026</b>	<b>Mayor Presents Proposed 2026 Budget</b>
January 13, 2026	Start of Council Amendment Period: Council has 30 Business Days to Propose Changes to Budget
<b>February 24, 2026</b>	<b>Deadline for Council Amendment Period Submissions</b>
February 25, 2026 - March 6, 2026	Administration Review of Budget Amendments and Determine Financial Implications
<b>March 9, 2026</b>	<b>Council Meeting - Discuss/Vote on Proposed Budget Amendments</b>
<b>March 10, 2026</b>	<b>Council Meeting - Discuss/Vote on Proposed Budget Amendments (if required)</b>
March 10/11, 2026 - March 23/24, 2026	Veto Period: Mayor has 10 Business Days to Veto Council-Made Amendments ( <i>start and end dates contingent on Budget Amendment Deliberations Meeting</i> )
March 24/25, 2026 - April 15/16, 2026	Post Mayor Veto Period: Council has 15 Business Days to Override any Mayor Vetos
April 16, 2026	Last Possible Date for Budget Adoption

### **FINANCIAL IMPLICATIONS:**

The annual budget is a guiding financial document for the Township. The expenditures as approved in the budget are funded from various sources, including the tax base. As such, the budget information is required to determine the required municipal tax levy for the year. Once the budget is approved, Administration regularly reviews actual expenditures to ensure that spending matches the budget as approved by Council.

Council is provided with regular financial updates where actual results are compared to budget. Council is also provided, on a quarterly basis, with a projection of the Township's reserve balances up until year-end, including commitments of these reserves. The budget figures are also reflected in the Township's year-end audited financial statements. Administration must abide by the approved budget or request a Budget Amendment during the year to cover unanticipated expenditures.

### **INTER-DEPARTMENTAL COMMENTS:**

This report was discussed with the Senior Leadership Team. Consultations with the Legal and Legislative Services department occurred regarding the Strong Mayor Powers legislation changes and impact on the budget process.

**CONCLUSION:**

This report presents Council with three alternative budget timeline options, for review and decision. This report was in response to the August 11, 2025, meeting resolution to provide further options and information on the 2026 budget timeline, and the concerns raised by Council regarding the initial proposed timeline. In selecting one of these options, the Township will meet the requirements of the Province's newly enacted Strong Mayor Powers legislation and allow the Township to move forward with its 2026 budget planning processes.

**Prepared & Submitted by:**

Katelyn Repovs, CPA, CA  
Director, Corporate Services/CFO

**Approved by:**

Truper McBride  
CAO